



# RELIABLE ARBORIST PARTNERS

*Simple Inside™*

1-844-UP EQUIP.CA



## WHO WE ARE

**Since 2001**, UPequip is specialized in challenging access solutions. It is strongly embedded in our DNA to find a solution for any given access defiance. We are dedicated to provide customers easy, safe and reliable equipment to access hard-to-reach working areas. We strive to be an important part of our customers daily success and overall productivity.

We, at UPequip are committed to supply the best customer service and spread usage of the simplest, safest and fairest priced compact tracked lifts.

Our team is composed of highly qualified technicians who's passion for learning never come to an end. The knowledge and experience we have gathered over time is invaluable. Not only do we understand perfectly how arium compact tracked spider lifts are built, we know how to help and explain when operational and technical issues arise.



Front Cover

Thanks to Deb and Glenn from ForestGlenn Tree Service for their magnificent picture of their Easy Lift 87-48AJ



## DID YOU KNOW

**Did you know that UPequip is among the fastest growing companies in North America ?**

For several years, we have been recognized as one of the fastest growing companies of any trade in North America and THE fastest growing Aerial Lift supplier. Our phenomenal growth has not been realized by any acquisitions of other companies but in an organic way. Our hard work to offer the best of ourselves and to stay focused on what made our success over the years; Listening, understanding and supporting.

*Simple Inside™*

# OUR CAPABILITY

- Experience** A humble total of 142 years of crew experience in equipment based in North America; mechanics, sales and customer service. This is what we put at your disposal. More than a decade of strong and stable relationship with the same manufacturer Easy Lift and 21 years as a company. There's nothing that we cannot do !
- Inventory** Constant and increased production capability is the key to satisfy the avid demand for our growing brand. A large warehouse stuffed with parts available here in North America ensure you that your unit will be back and running as soon as possible. With more than 15, 000 parts available off the shelf, we ship your order fast track with an impressive 99,1% fill rate (audited 2020)
- Facility** With more than 180 000 square feet of production and maintenance facilities, we are still growing and heading to expansion stage 4 and 5 to accommodate strong demand. State of the art workshop is the core of all production, assembly, repairs, maintenance and parts shipping.
- Support** Our response to online service request is second to none. We gather all required information in order to diagnose a problem and provide end users with both knowledge and parts to perform the repair.
- Knowledge** The experience and comprehension of units we've gathered over the years allow us to teach almost anyone to maintain and fix their units. There is no extensive mechanical or electrical skills required on your end to perform the task unless you decide to outsource it.
- Ownership** Your problem becomes our problem and we will do all that's required to address it. Meanwhile, our solutions must also become your solutions. It is a team work between you and us and goes both ways. Together, we will make miracles.






**61-36A**



**70-36AJ**



**87-48AJ**



*Simple Inside™*

# 101-48AJ

and 101-48AJ WINCH



## THE STORY BEHIND ARBORIST PACKAGE

Despite what some may claim, let's set the record straight; none of the actual lightweight and compact lifts manufacturers, aside from prototypes, have built or designed their units specifically for tree care or any other specific markets.

These compact lifts were made following the need to work at heights in restricted areas. Restrictions caused by space, floor capacity or access. In Europe, it is a 30-year-old mature market and the relatively recent presence in North America brought a whole set of opportunities for users, but with different needs.

The Tree Care industry has been by far the most responsive market for compact lifts. All adjustments, additions and adaptations we have made on all Easy Lift units over the years came from genuine users constructive comments and feedback.

*The Arborist Package came to life from you, for you.*

Here are some of the modifications and additions that have been designed, built (many time re-designed) and seriously tested;

- ✓ Heavy protection over outriggers cylinders tubes and valves
- ✓ Heavy plating over base switches
- ✓ Live hydraulic ground controls with closeable and lockable protection box / heavy plate over controls
- ✓ Fiberglass basket choice with Easy Acces™ side opening
- ✓ BBQ style ergonomic lid hinged cover for basket controls
- ✓ Hydroformed and welded stability switches covers
- ✓ Antiabrasion wrapping over hoses and harnesses



UPequip tech and master tester Bob smashing a moment switches cover to death with 15 lbs sledgehammer

# ARBORIST PACKAGE

## CAPABILITY

- 61' working height
- 36' horizontal reach
- 440 lbs lift capacity
- Multiple positions swing-out outriggers,
- **Work sideways in narrow mode**
- Live hydraulic basket controls
- Live hydraulic ground controls

## ARBORIST PACKAGE STANDARD FEATURES

- Hatz diesel + electric AC motor
- Full hostile package protection
- Wired remote control
- Outriggers control from remote
- Long travel self-levelling outriggers
- Hydraulic basket rotator
- Movement alarm
- Extra-long black rubber tracks
- One-man *Easy Entry*™ fiberglass basket
- AC power to basket
- Air-Water line to basket
- Proportional controls
- Hour meter
- Manual emergency descent system

## OPTIONS AND ACCESSORIES

- Emergency descent 12V electric pump
- Radio remote control
- Non-marking soft rubber tracks
- Special painting
- Working lamp on basket
- Two-Men aluminium basket
- Two-Men *Easy Entry*™ fiberglass basket
- Outriggers "sinking" alarm
- Teflon pads kit (4) for stabilizers;
- Strobe light (beacon)
- Casters on basket
- Winter start package

## DIMENSIONS

Working height	61'
Basket capacity at full height	440 lbs
Horizontal side reach @ 265 lbs	36'- 0"
@ 440 lbs	29'- 5"
Minimum length without basket	14'- 10"
Minimum width	34.5"
• Turret rotation	360 degrees
• Max slope travel ability	32° or 62 %
• Outriggers footprint Standard	11'-6" X 11'-6"
Narrow	8'-3" X 14'-7"
• Total weight diesel	6 173 lbs



## POWERTRAIN OPTIONS

- Hatz diesel + AC motor (standard)

Also available:

- Honda gas + electric AC motor
- Honda propane + electric AC motor
- Tri-fuel; gas/propane/electric AC
- Lithium Ion battery + fast charger
- Lithium Ion + diesel engine
- Lithium Ion + gas engine and/or propane

## SAFETY

- Basket anti over-load redundant sensors
- Active envelope stability management system with redundant sensors
- Easy to read operational pilot lamps
- Wind safe up to 28Mph (45Kph)
- Solid state simple electrical components
- Proportional hydraulic joystick controls for intuitive and precise boom movements
- Smooth and automatic basket leveling
- Harness anchor points

## RELIABILITY

- High tensile steel boom Domex SSAB
- Standard high quality components like Sauer Danfoss, Telemecanique, Finder
- External power track for easier inspection and replacement of components
- External adjustable telescopic boom wear pads; no shimming required
- Greasable fittings in all pivot points
- High quality powder coat paint

*Simple Inside™*

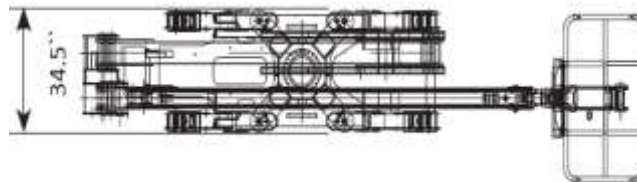
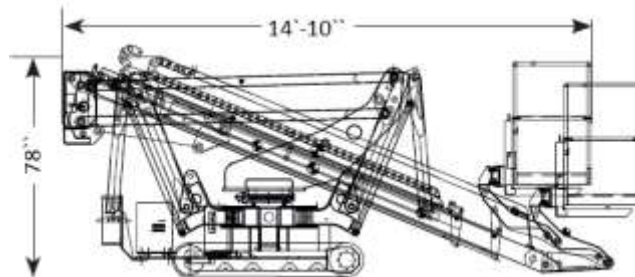
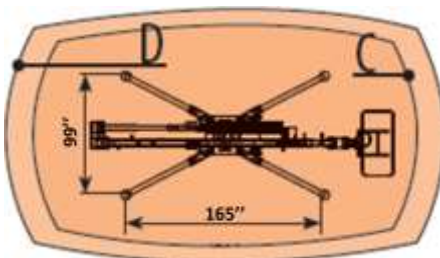
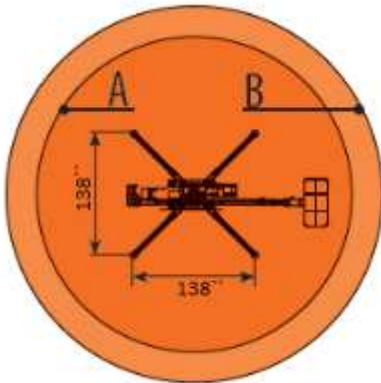
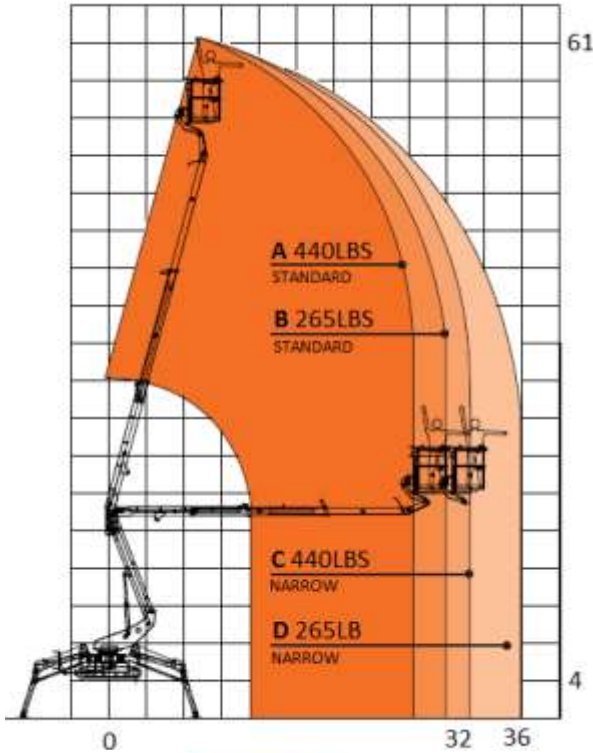


# 61-36A

## DIMENSIONS

• Working height	61'
• Basket capacity at full height	440 lbs
• Maximum horizontal side reach	
	with 265 lbs 36' - 0"
	with 440lbs 29' - 5"
• Minimum length	
	without basket 14' - 10"
	travel position 16' - 2"
• Minimum width	34.5"
• Basket dimensions (L x W x H)	
	Aluminum 55" x 28"
	One man fiber 30" x 28"
	Two men fiber 44" x 28"
• Turret rotation	360 degrees
• Max slope travel ability	32° or 62 %
• Outriggers footprint	
	Standard 11'-6" X 11'-6"
	Narrow 8'-3" X 14'-7"
• Total weight diesel	6 173 lbs

## WORKING AREA



# ARBORIST PACKAGE

CAPABILITY	OPTIONS AND ACCESSORIES	DIMENSIONS	
<ul style="list-style-type: none"><li>• 70’ working height</li><li>• 36’ horizontal reach</li><li>• 440 lbs lift capacity</li><li>• Multiple positions swing-out outriggers</li><li>• Intuitive electro-hydraulic basket controls</li><li>• <b>Work sideways in narrow mode</b></li></ul>	<ul style="list-style-type: none"><li>• Emergency descent 12V electric pump</li><li>• Radio remote control</li><li>• Non-marking soft rubber tracks</li><li>• Special painting</li><li>• Working lamp on basket</li><li>• Two-Men aluminium basket</li><li>• Two-Men <i>Easy Entry™</i> fiberglass basket</li><li>• Outriggers “sinking” alarm</li><li>• Teflon pads kit (4) for stabilizers;</li><li>• Strobe light (beacon)</li><li>• Casters on basket</li><li>• Winter start package</li></ul>	Working height	70’
		Basket capacity at full height	440 lbs
		Horizontal side reach @ 265 lbs	36’- 0”
		@ 440 lbs	29’- 5”
		Minimum length without basket	17’- 10”
		Minimum width	34.5”
		• Turret rotation	360 degrees
		• Max slope travel ability	32° or 62 %
		• Outriggers footprint	Standard 11’-6” X 11’-6”
		Narrow	8’-3” X 14’-7”
		• Total weight diesel	6 613 lbs

ARBORIST PACKAGE STANDARD FEATURES
<ul style="list-style-type: none"><li>• Hatz diesel + electric AC motor</li><li>• Full hostile package protection</li><li>• Wired remote control</li><li>• Outriggers control from remote</li></ul>

## ARBORIST PACKAGE STANDARD FEATURES

- Hatz diesel + electric AC motor
- Full hostile package protection
- Wired remote control
- Outriggers control from remote
- Long travel self-levelling outriggers
- Hydraulic basket rotator
- Movement alarm
- Extra-long black rubber tracks
- One-man *Easy Entry*™ fiberglass basket
- AC power to basket
- Air-Water line to basket
- Proportional controls
- Hour meter
- Manual emergency descent system



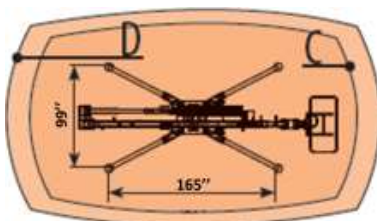
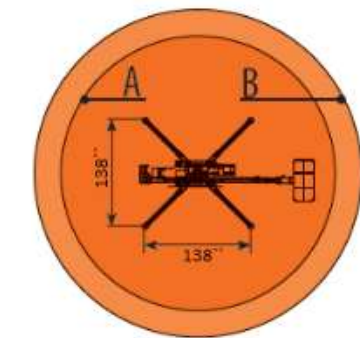
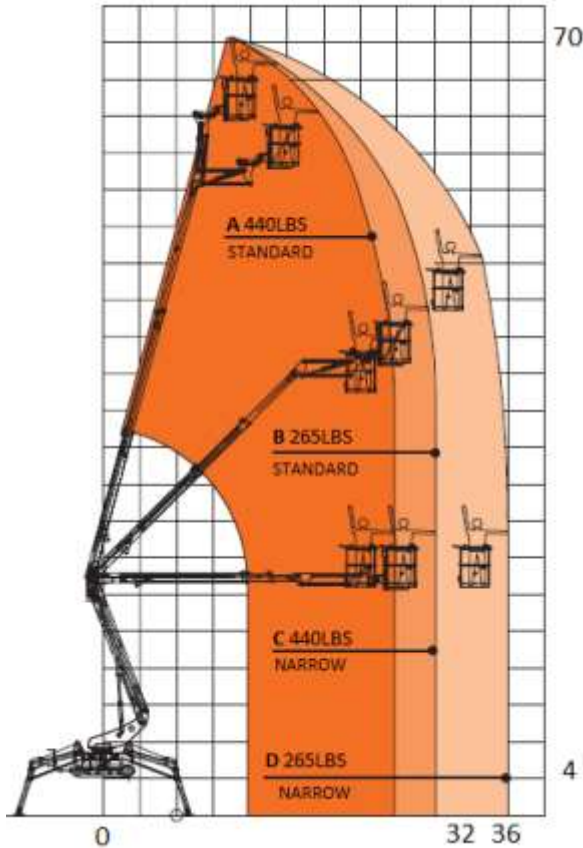
POWERTRAIN OPTIONS	SAFETY	RELIABILITY
<ul style="list-style-type: none"> <li>• Hatz diesel + AC motor (standard)</li> </ul> <p>Also available:</p> <ul style="list-style-type: none"> <li>• Honda gas + electric AC motor</li> <li>• Honda propane + electric AC motor</li> <li>• Tri-fuel; gas/propane/electric AC</li> <li>• Lithium Ion battery + fast charger</li> <li>• Lithium Ion + diesel engine</li> <li>• Lithium Ion + gas engine and/or propane</li> <li>• Lithium Ion + gas + propane</li> </ul>	<ul style="list-style-type: none"> <li>• Basket anti over-load redundant sensors</li> <li>• Active envelope stability management system with redundant sensors</li> <li>• Easy to read operational pilot lamps</li> <li>• Wind safe up to 28Mph (45Kph)</li> <li>• Solid state simple electrical components</li> <li>• Proportional hydraulic joystick controls for intuitive and precise boom movements</li> <li>• Smooth and automatic basket leveling</li> <li>• Harness anchor points</li> </ul>	<ul style="list-style-type: none"> <li>• High tensile steel boom Domex SSAB</li> <li>• Standard high quality components like Sauer Danfoss, Telemecanique, Finder</li> <li>• External power track for easier inspection and replacement of components</li> <li>• External adjustable telescopic boom wear pads; no shimming required</li> <li>• Greasable fittings in all pivot points</li> <li>• High quality powder coat paint</li> </ul>

*Simple Inside™*



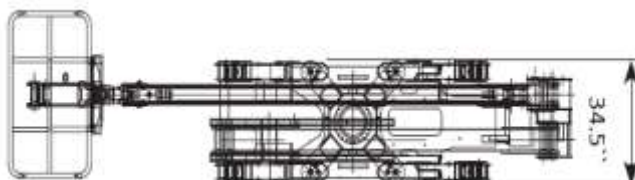
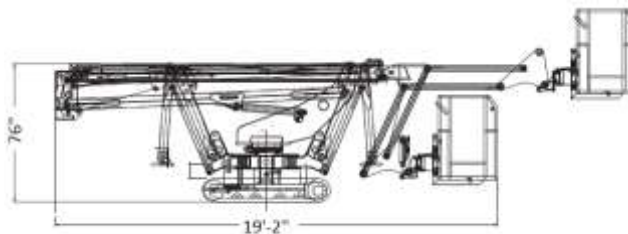
# 70-36AJ

## WORKING AREA



## DIMENSIONS

• Working height	70'
• Basket capacity at full height	440 lbs
• Maximum horizontal side reach	
	with 265 lbs 36'- 0"
	with 440lbs 29'- 5"
• Minimum length	
	without basket 17'- 10"
	travel position 19'- 2"
• Minimum width	34.5"
• Basket dimensions (L x W x H)	
	Aluminum 55" x 28"
	One man fiber 30" x 28"
	Two men fiber 44" x 28"
• Turret rotation	360 degrees
• Max slope travel ability	32° or 62 %
• Outriggers footprint	
	Standard 11'-6" X 11'-6"
	Narrow 8'-3" X 14'-7"
• Total weight diesel	6 613 lbs



# ARBORIST PACKAGE

## CAPABILITY

- 87' working height
- 48' horizontal reach with 265 lbs
- 510 lbs lift capacity
- Below ground level reach
- Outriggers set-up in 9 feet alley
- 35 inches overall width retracted

## PRODUCTIVITY

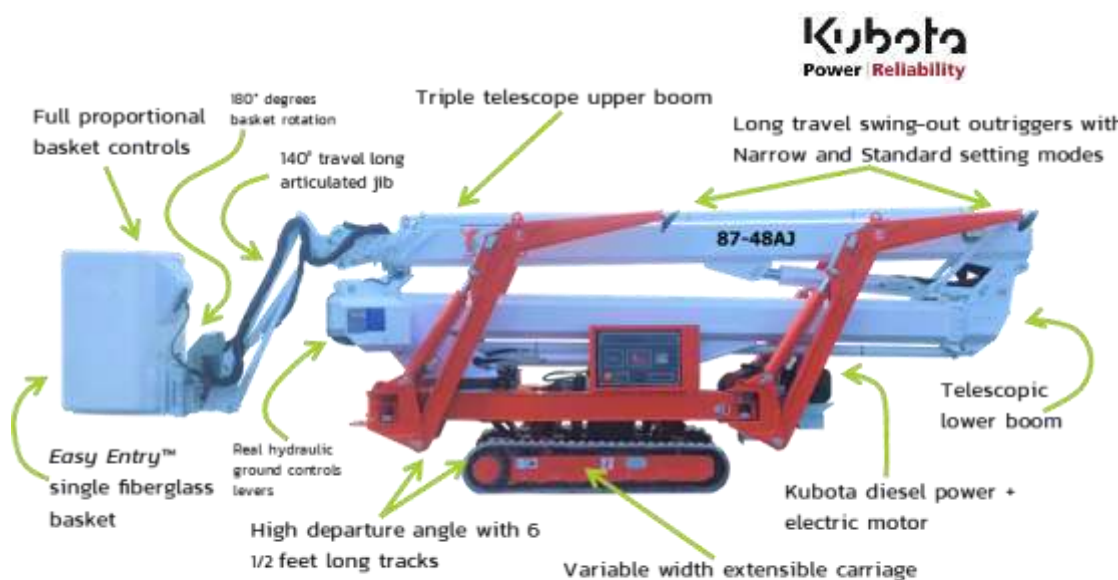
- Work side way even in narrow mode
- Easy to haul at only 8300 lbs
- Top mount lifting points for crane
- 4x oversized tie down anchor points
- 140° amplitude articulated jib
- High departure angle for climbing anywhere.
- NO custom made trailer required
- High 14 inches ground clearance
- Double speed hydraulic pumps for faster and simultaneous boom operations
- Standard jib raising enable while driving for better clearance while climbing

## STANDARD FEATURES

- Lightweight aluminum detachable basket with 180° rotation
- Fully proportional wireless remote control for drive and boom
- Solid wired dedicated basket controls
- Live hydraulic separate ground controls
- Hydraulic extendable independent carriage
- Movement alarm, Hour meter
- Ultra long 6 1/2 feet rubber tracks
- Articulated jib operational at full capacity
- AC power + Air-Water line to basket
- 12Vdc emergency descent system

## MANY CONFIGURATIONS FOR YOUR NEEDS

- Kubota diesel + electric AC
- Lithium Ion battery
- Kubota + Lithium Ion



## OPTIONS AND ACCESSORIES

- Full arborist safety and production package
- Hostile protection with thick plate covers
- Non-marking soft rubber tracks
- Special painting
- Working lamp on basket
- One /two Men fiberglass baskets
- Outriggers "sinking" alarm
- Teflon pads kit (4) for stabilizers;
- Strobe light (beacon)
- Winter start kit

## SAFETY

- Active envelope stability management system with redundant common switches
- Easy to read operational pilot lamps
- Wind safe up to 28Mph (45Kph)
- Solid state 12V electrical components
- Proportional basket controls for intuitive and precise simultaneous boom movements
- Smooth and automatic basket leveling
- Harness anchor point(s)

## RELIABILITY

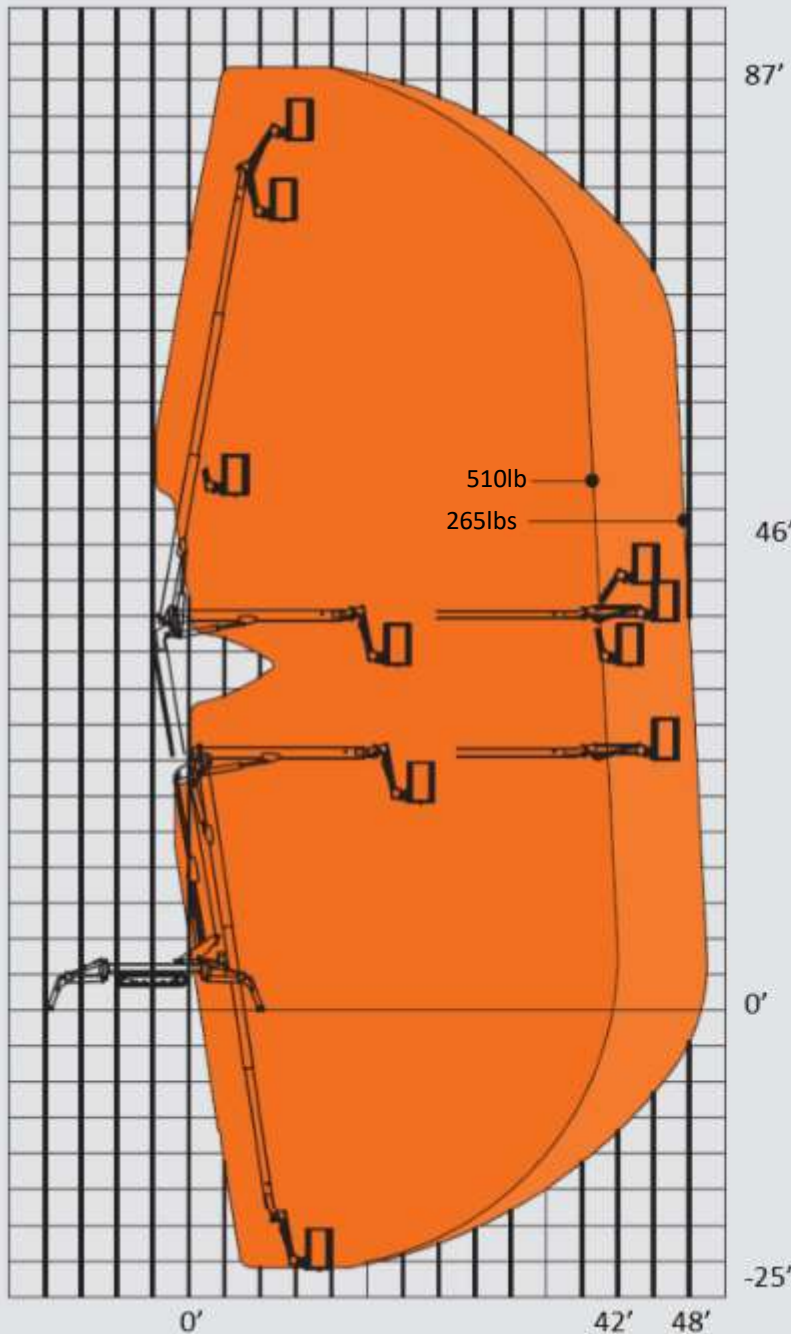
- High tensile steel boom Domex SSAB
- Standard high quality components like Sauer Danfoss, Telemecanique, Finder
- Patented telescopic boom power-track for easier replacement of components
- External adjustable telescopic boom wear pads; no shimming required
- Simple and painless 12 Volts system; no complicated 24 V system
- High quality powder coat paint

*Simple Inside™*



# 87-48AJ

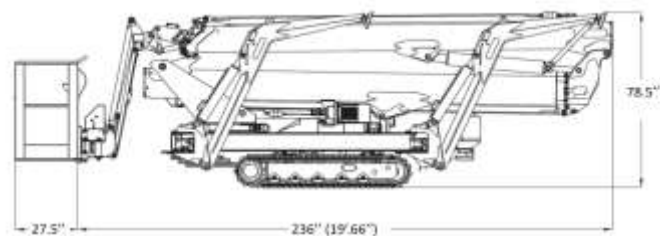
## WORKING AREA



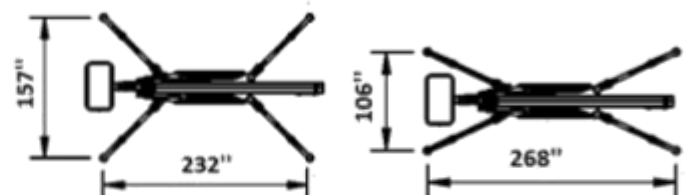
## DIMENSIONS AND CAPABILITY

• Working height	87'
• Horizontal side reach @265lbs	48'
• @ 510lbs	42'
• Basket capacity at full height	510 lbs
• Overall width retracted / extended	35" / 51"
• Below ground outreach	Minus 25'
• Minimum length without basket	19'-7"
• Ground clearance	14"
• Height with tracks retracted /extended	78" / 84"
• 5 feet length articulated jib motion	140° (-80° / + 60°)
• Basket dimensions	Aluminum 55" x 28"
	One man fiber 30" x 28"
	Two men fiber 44" x 28"
• Turret rotation	400°
• Basket rotation	180°(90°+ 90°)
• Max slope travel ability	32° or 62 %
• Outriggers footprint Standard	13'-1" X 19'-4"
• Outriggers footprint Narrow	8'-10" X 22'-4"
• Total weight diesel	8 300 lbs

## SIDE VIEW AND DIMENSIONS



## OUTRIGGERS SETTINGS STANDARD AND NARROW



# ARBORIST PACKAGE

## CAPABILITY

- 101' working height
- 48' horizontal reach with 265 lbs
- 510 lbs lift capacity
- Below ground level reach
- Outriggers set-up in 9 feet alley
- 35 inches overall width retracted

## PRODUCTIVITY

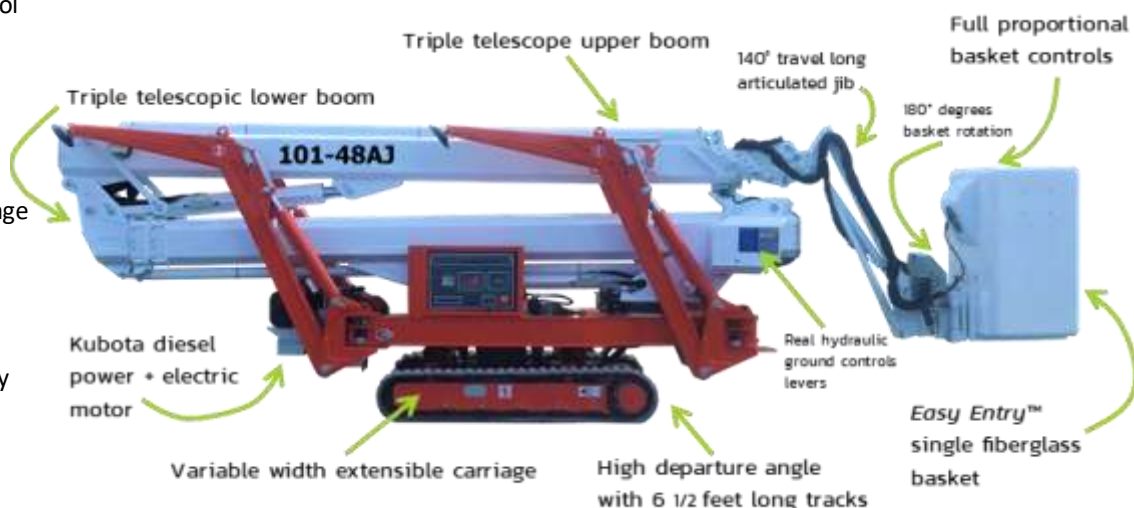
- Work side way even in narrow mode
- Easy to haul at only 9300 lbs
- Top mount lifting points for crane
- 4x oversized tie down anchor points
- 140° amplitude articulated jib
- High departure angle for climbing anywhere.
- NO custom made trailer required
- High 14 inches ground clearance
- Double speed hydraulic pumps for faster and simultaneous boom operations
- Standard jib raising enable while driving for better clearance while climbing
- 400° turret rotation

## STANDARD FEATURES

- Lightweight aluminum detachable basket with 180° rotation
- Fully proportional wireless remote control for drive and boom
- Solid wired dedicated basket controls
- Live hydraulic separate ground controls
- Hydraulic extendable independant carriage
- Movement alarm, Hour meter
- Ultra long 6 1/2 feet rubber tracks
- Articulated jib operational at full capacity
- AC power + Air-Water lineto basket
- 12Vdc emergency descent system

## MANY CONFIGURATIONS FOR YOUR NEEDS

- Kubota diesel + electric AC
- Lithium Ion battery
- Kubota + Lithium Ion



## OPTIONS AND ACCESSORIES

- Full arborist safety and production package
- Hostile protection with thick plate covers
- Non-marking soft rubber tracks
- Special painting
- Working lamp on basket
- One /two Men fiberglass baskets
- Outriggers "sinking" alarm
- Teflon pads kit (4) for stabilizers;
- Strobe light (beacon)
- Winter start kit

## SAFETY

- Active envelope stability management system with redundant common switches
- Easy to read operational pilot lamps
- Wind safe up to 28Mph (45Kph)
- Solid state 12V electrical components
- Proportional basket controls for intuitive and precise simultaneous boom movements
- Smooth and automatic basket leveling
- Harness anchor point(s)

## RELIABILITY

- High tensile steel boom Domex SSAB
- Standard high quality components like Sauer Danfoss, Telemecanique, Finder
- Patented telescopic boom power-track for easier replacement of components
- External adjustable telescopic boom wear pads; no shiming required
- Simple and painless 12 Volts system; no complicated 24 V system
- High quality powder coat paint

*Simple Inside™*

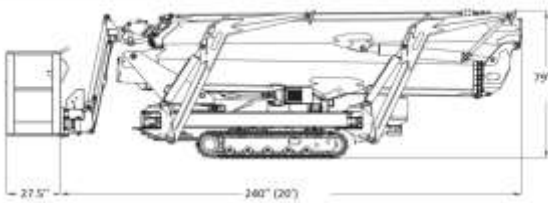


# 101-48AJ

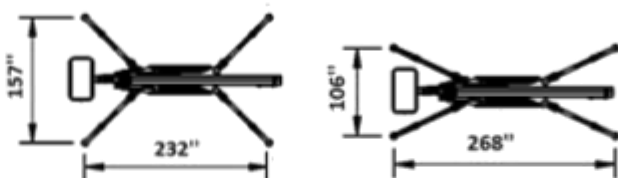
## DIMENSIONS AND CAPABILITY

• Working height	101'
• Horizontal side reach @265lbs	48'
• @ 510lbs	42'
• Basket capacity at full height	510 lbs
• Overall width retracted / extended	35" / 51"
• Below ground outreach	Minus 25'
• Minimum length without basket	20'-0"
• Ground clearance	14"
• Height with tracks retracted /extended	79" / 85"
• 5 feet length articulated jib motion	140° (-80° / + 60°)
• Basket dimensions	Aluminum 55" x 28"
	One man fiber 30" x 28"
	Two men fiber 44" x 28"
• Turret rotation	400°
• Basket rotation	180°(90°+ 90°)
• Max slope travel ability	32° or 62 %
• Outriggers footprint Standard	19'-0" X 15'-1"
• Outriggers footprint Narrow	9'-9" X 23'-0"
• Total weight diesel	9300 lbs

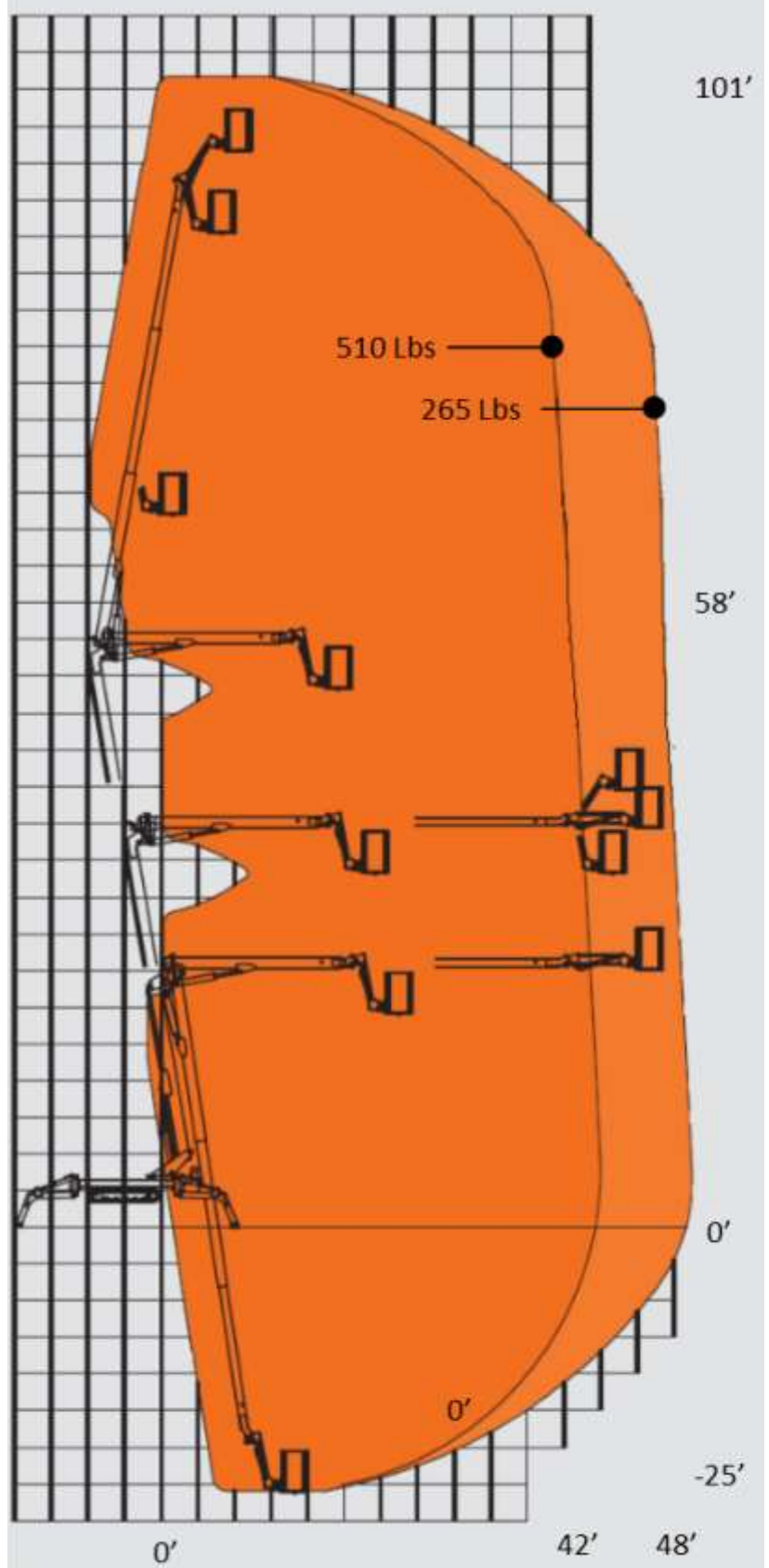
## SIDE VIEW AND DIMENSIONS



## OUTRIGGERS SETTINGS STANDARD AND NARROW

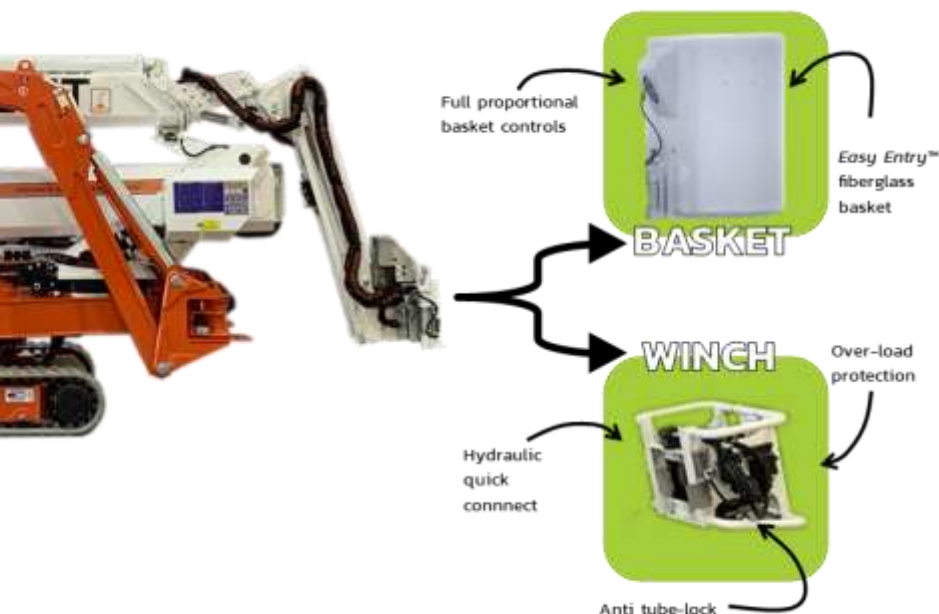


## WORKING AREA



# 101-48AJ WINCH

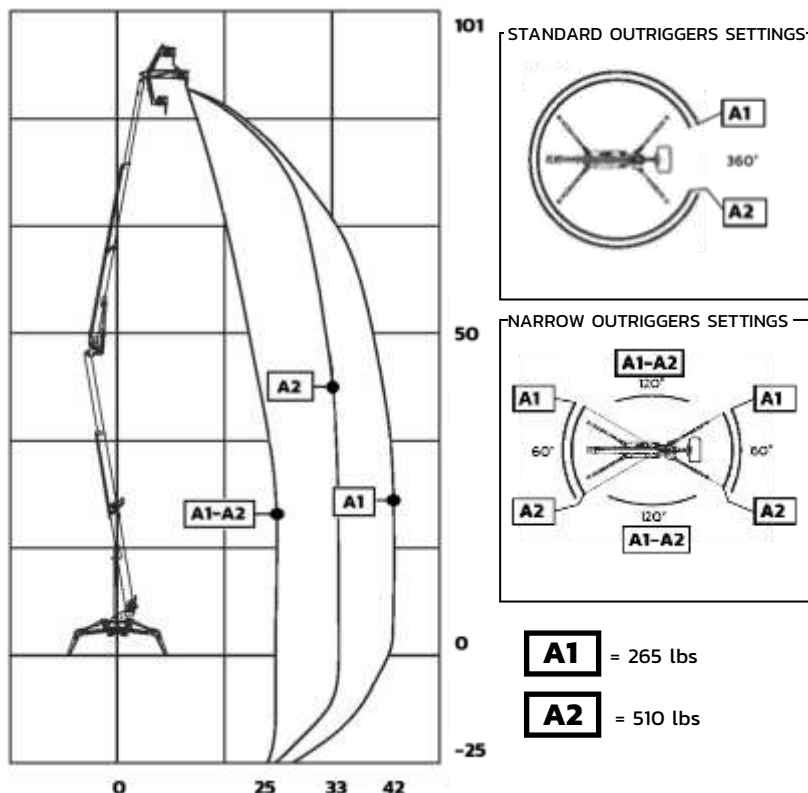
All the features of the 101-48AJ, with a special ingredient



*Who told you not to lift logs with your lift?*

- ✓ Reach an unmatched level of productivity
- ✓ Increase safety in complex rigging
- ✓ Swap in few minutes by single person
- ✓ Preset overload device for safety
- ✓ Quick couplers
- ✓ Double function wireless remote control

## WORKING AREA WINCH



## DIMENSIONS AND CAPABILITY

• Working height in basket mode	101'
• Basket side reach @265 lbs	48'
• @ 510 lbs	42'
• Basket capacity at full height	510 lbs
• Max hook height in winch mode	93'
• Winch side reach @265 lbs	42'
• @ 510 lbs	33'
• Overall width retracted / extended	35" / 51"
• Below ground outreach	Minus 25'
• Minimum length without basket	20'-0"
• Ground clearance	14"
• Height with tracks retracted /extended	79" / 85"
• 5 feet length articulated jib motion	140° (-80° / + 60°)
• Turret rotation	400°
• Total weight diesel	9300 lbs

*Simple Inside™*





# THE RANGE



**ULTRA COMPACT** ..... **40-20AJ** **50-23AJ** **51-30AJ** **59-30AJ**

**COMPACT UNITS** ..... **61-36A** **70-36AJ** **87-48AJ** **101-48AJ**

**LARGE UNITS** ..... **100-47SJ** **116-52STJ** **139-52STJ**

**WHEELED UNITS** ..... **85-42SJW** **100-47STJW** **116-52STJW** **139-52STJW**



## HOW WE BUILD THEM

- ✓ Superior structural steel laser cut and CNC hydro formed construction with SSAB Domex™ boom structure
- ✓ Oversized and heat treated corrosion resistant pivot points and linkages
- ✓ Robust undercarriage with serviceable idler wheels, hubs and motors
- ✓ Heavy-duty rubber tracks with high tensile sealed internal steel cables with curbshield protection
- ✓ Longer tracks for increased climbing stability and better weight distribution for sensitive ground
- ✓ Amazing departure angle to manage steepest hills
- ✓ Solid-state 12 Volts components and heavier gauge wiring
- ✓ Longer travel outriggers to set anywhere and work over the bed of your truck or trailer

We only use the most durable components on the market. But durable is not enough; each part is carefully selected for its ease of replacement for the end user, a stable and proven availability and the ability to service it without changing everything. Every design detail has been thought to make equipment easy to repair, enjoyable to use, more productive and equipped with unique features.

- ✓ Exclusive telescopic booms wear pads made of super slick UHDPE
- ✓ Long lasting paint; white blasted and oven baked powder coat process
- ✓ Electro plated galvanized covers and accessories for added protection
- ✓ Superior grade hardware



### facebook

These guys have top notch customer service and emergency response contact. They sell machines that are simple. Rarely ever fail and are simple to fix. Also have redundant systems that allow you to keep working no matter what. Martin and Alain are great and true professionals in the business. I wish other equipment dealers would conduct themselves this way. I'm in Florida and it is no problem operating with this Canadian dealer at all. Would highly recommend.

**Joe Truscello** Sgt T's Tree, FL

Owner of 61-36A



*Simple Inside™*



## THE BEST WARRANTY

We will be there to help you fix it every step of the way so you can get back to work ASAP even long after the warranty is over. That is the UPequip promise.

- ✓ 1 year – Parts & Service – UNLIMITED HOURS
- ✓ 2 years – Diesel Motor – UNLIMITED HOURS
- ✓ 3 years – Structural components – UNLIMITED HOURS

# THE 1-2-3 WARRANTY

Easy Lift is by far the safest, better built and most reliable series of compact tracked lifts available on the market. With that being said, we are equally confident that despite all your efforts and good care it will eventually break, self-inflicted or not. Our ultimate goal is to get it back online within the shortest period of time as possible. To do this, we will need your help and cooperation. We will be a team, not opponents in the resolution of issues.



**We have so much confidence in the quality of our compact lifts that we offer a full 1 year warranty, regardless of hour meter + 3 full years on booms structure.**



Super strong Octogonal shaped upper and lower booms

## THE POWER OF STEEL

The SSAB-DOMEX Sweden ally steel coupled with the Italian engineering, the dedicated craftsmanship and the octagonal shape of telescopic booms provides **Easy Lift units a 100% safety record**. Most importantly it brings a pleasing stiffness and unequalled rigidity for such small compact units.

You may get seduced by fancy catching words read elsewhere, but make sure you compare what matter most: the warranty offered. The power of SSAB DOMEX steel brings together the best product that is proved safer, far more reliable and backed up with a simple and unconditional warranty.

# WHAT MEANS *Simple Inside*™

Simple Inside™ is a lot more than a few words, a slogan or a Trademark. It is embedded in our corporate DNA and our fundamental way of conducting business. Simplicity doesn't stop at the choice of components or engineering of units. It is all the way down to the operation, official documents, procedures and human interactions. When everything is put together, it's a breeze.



EASY  
ENGINE  
SERVICE



Kubota



HONDA  
ENGINES



## HYDRAULIC SYSTEM

We use only SAE standards pipe North American hoses and fittings; **no metric hoses or fittings are used.** All units are equipped with the best high pressure hydraulic filtration system. Instead of filtering the return lines like many others, we strain flow inward the system to prevent any contamination and protect the system. Large capacity hydraulic tank with bottom drain plug and sight glass to confirm level. Dedicated pressure ports for pressure reading is a standard feature for all units. All electric over hydraulic valves are equipped with built-in LED to confirm when the oil goes through.



Level sight glass



LED light confirmation

EASY  
HYDRAULIC  
SERVICE



Without a doubt purchasing a lift from UPequip was one of the most lucrative purchases in my career . As a 20 year tree climbing veteran it was a nice break up in the daily grind to not have to climb everything all the time. I love climbing but you simply cannot beat the production due to access and capabilities of the compact telescopic boom lift. It goes places and does things that have diversified my business and definitely increased income. The support from UPequip is second to none. They walk you through any issues with a phone call mostly, if on a rare occasion they occur. I love my easy lift and will purchase another as soon as possible

Aaron Cipoletti Cipoletti Tree Service, NJ

Owner of 70-36AJ



*Simple Inside*™





Laser-cut tabs for shackles



Multiple Gr.70 D-rings



Most of Easy Lift unit can be hauled by a standard 1/2 ton pick-up truck

## HAULING UNIT

All Easy Lift Reliable Arborist Partners series can be hauled and transported with standard width beds trucks or trailers. Using the outriggers to load/unload and to work on top of transport makes the Easy Lift the most versatile choice, with the least amount of mandatory custom-made requirements. Tie down points are overbuilt, located low on the chassis and easily accessible from both sides of trailer or truck. Loading and unloading is immensely improved with the grade ability of all Easy Lift units. All these elements contributes immediately to your overall productivity.

EASY  
HAULING



Easy Lift unit hauled on truck bed

## THE CHASSIS

Our drive hubs are serviceable and use standard mineral gear oil. Unlike many products on the market, our heavy duty internal brake system don't require fancy oil or special additives. The track tensioning system is simple to release and re-tight with an exclusive built-in valve. All carriage idler wheels are serviceable with common parts from your local market.



Accessible components



Heavy duty high torque drive hubs



Easy tracks swap or replacement

EASY  
CARRIAGE  
SERVICE

# ARBORIST PACKAGE

## THE ELECTRICAL SYSTEM

Our simple 12V electrical system use high quality and simple basic market components. Wires and harnesses are numbered and color coded, made from the best quality heavy gauge available.

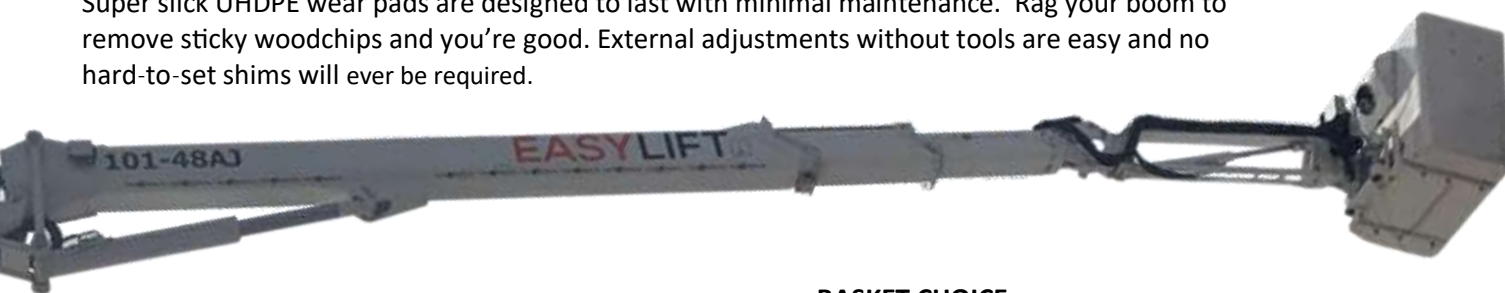
All critical junctions are crimped, soldered and weatherproof heat shrunk for long term reliability and durability. Limited usage of 'plug and play' connections to avoid corrosion and loose terminals over time.

Control boxes, operational and safety switches are well protected with high IP grade protection, sealed tight and can be power washed.



## THE BOOMS

Super slick UHDPE wear pads are designed to last with minimal maintenance. Rag your boom to remove sticky woodchips and you're good. External adjustments without tools are easy and no hard-to-set shims will ever be required.



**With Easy Entry™ baskets,**  
**get in and out easily**

**No need to climb In/Out and**  
**break your back anymore**

## BASKET CHOICE

- ✓ 180° degrees basket rotation
- ✓ Removable basket
- ✓ Safety harness anchor points (up to 3x)
- ✓ Superior and thicker fiberglass layering
- ✓ Easy Entry™ floor level access standard
- ✓ Air / water line + electrical outlet in basket



*Simple Inside™*



# BUILT WITH EXCLUSIVE FEATURES

## STABILITY SYSTEM

- ✓ Unique active stability management system using simple mechanism and redundant common switches
- ✓ Built-in each outriggers and pre-calibrated so you don't have to worry about
- ✓ Heavy protection cover to prevent fall-off limbs
- ✓ Controlled by standard automotive relays that disables potentially dangerous movements
- ✓ Wind safe up to 28MPH
- ✓ All units are 'infamous drop-test' certified



Real hydraulic ground control levers

## GROUND CONTROLS

- ✓ Water sealed components can be pressure washed
- ✓ Easy to read and understand operational colored LED pilot lamps on ground control box
- ✓ Real hydraulic ground controls levers;  
No electrical switches, **no touch screen to press**

## BASKET CONTROLS

- ✓ BBQ lid style cover or heavy duty metal guard
- ✓ Easy to read and understand operational colored LED pilot lamps on basket control box
- ✓ Seal tight joysticks or real hydraulic levers.  
**No 'hard to press with gloves' membranes press switches or digital touch screen**
- ✓ Automatic basket leveling with additional level bypass key switch
- ✓ Automatic anti-restart ignition function to prevent starter damages
- ✓ Red mushroom emergency kill switch
- ✓ ANSI A92 regulation ready with basket overload device



87 and 101-48AJ paddle sticks



Alain at UP equip has made the whole spider lift buying experience a dream come true. Since we had our Easy Lift 70-36aj productivity has never been higher. The staff at UP equip are always ready to help with any questions you may have. 10/10 highly recommend. I will be ask for their 101 footer someday !

**Boo Serry** Boos' Tree Service, PA owner of 70-36AJ



# ARBORIST PACKAGE

## SELF LEVELING OUTRIGGERS

Multiple position swing-out outriggers to work virtually everywhere

- ✓ Narrow mode pattern
- ✓ Standard mode pattern
- ✓ Mixed narrow and standard patterns
- ✓ Heavy duty swing-out locking pins

Long travel outriggers will raise tracks nearly 4 feet off the ground

- ✓ Set unit with ease on rough terrain and around obstacles
- ✓ Set unit over your truck or trailer
- ✓ Use it like a bucket truck or tow behind
- ✓ Capability to set over 102" wide step deck highway trailer

Outriggers swivel end plates made of UHDPE will adapt on any surface and slide on outrigger pads or hard surface



Long travel outriggers



Work over the bed of a trailer



Loading on truck bed without ramps



Standard, narrow or mixed setting



As a customer from the US, I was a little apprehensive about buying equipment from a vendor in Canada for when repairs/ maintenance issues arose, but UPequip has been very helpful and prompt in answering any questions we've had regarding our lift. Their customer service is excellent and they have always made getting my equipment back up and running a priority.

**Matt Maibach** Maibach Tree Service, OH owner of 87-48AJ



*Simple Inside™*



## BUILT WITH EXCLUSIVE FEATURES

### REMOTE CONTROL WIRELESS

- ✓ Waist or neck strap
- ✓ 2x Li-On rechargeable battery
- ✓ On-board automatic charger
- ✓ Emergency back-up cable
- ✓ Emergency kill switch + Start
- ✓ Drive proportional paddlesticks
- ✓ Outriggers self-levelling
- ✓ Individual outriggers switches
- ✓ Boom proportional paddlesticks



### REMOTE CONTROL WIRED

- ✓ Waist or neck strap
- ✓ Heavy gauge numbered harness
- ✓ Quick-disconnect plug
- ✓ Emergency kill switch
- ✓ Drive Joystick
- ✓ Outriggers self-levelling
- ✓ Individual outriggers switches
- ✓ Idle control
- ✓ Key switch to start and stop

### HOSTILE AND DAMAGE PROTECTION

- ✓ Real thick outriggers cover plate to protect cylinder
- ✓ Over-protected outriggers swing out confirmation switches
- ✓ Heavy duty protection over stability system and switches
- ✓ Ground controls heavy duty and lockable
- ✓ Covers or heavy protection plate
- ✓ Basket controls BBQ lid style metal cover
- ✓ Covers for safety switches and components



Stability switches HD galvanized covers



Outriggers thick aluminium plate protection



Turret cover



Ground control cover



BBQ lid style basket controls cover

## BUILT WITH EXCLUSIVE FEATURES

### TRACKS AND UNDERCARRIAGE

- ✓ Best of the best tracks made with internal Iron Core plus high tensile steel cables and curbshield protection
- ✓ Solid planetary drive hubs with easy to remove top inspection cover, drain and refill plugs
- ✓ Built-in automatic and serviceable brake system using mineral gear oil. No fancy oil or special additives
- ✓ Extra rigid boxed track frame made of thick high psi carbon steel that will not bend or warp over time
- ✓ Track tensioning system is simple to release and re-tight with exclusive built-in valve
- ✓ Idler wheels are serviceable with common parts from the market
- ✓ Independent extensible carriage on many models
- ✓ Low torque and fast drive hubs on many models



Strong and long lasting tracks



Easy to service tensioning system



High torque double high speed drive hubs

### INDEPENDENT TELESCOPIC TRACKS

Drive your unit with ease in slopes and uneven terrain with the adjustable width /height carriage system. Get your unit down to 35" for gates and narrow crossings and telescope out the system up to 51" for better stability. This feature is accessible from the wireless remote control while you drive.



*Simple Inside™*



## ARTICULATED JIB

Enhanced articulation capability of 140° (87-48AJ and 101-48AJ) and 110° (70-36AJ) to reach where required

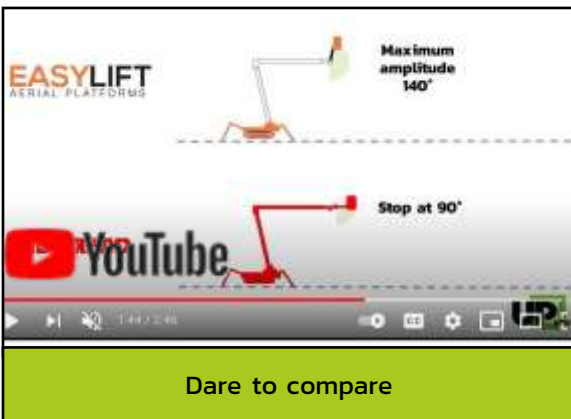
Special 'raise while driving' switch allows to lift the articulated jib at full height to clear steep climbing or tight turning



Jib raise while driving



No bypass required while climbing



Dare to compare



**DID YOU KNOW**

Every Easy Lift units use nothing like soft touch or membrane buttons for any functions. All controls, toggle switches, buttons and joysticks could be used with work gloves



**facebook**

I've been running a 70-36AJ for a many years now and I love the versatility, and the guys at UP Equip have been nothing short of awesome to work with anytime I've had questions

**Matt Swearingen** Matt's Tree Services, SD

Owner of 70-36AJ



## BUILT FOR PRODUCTIVITY

### UNSURPASSED PERFORMANCE

- ✓ Amazing departure angle to get passed steepest hills
- ✓ Self-levelling long travel outriggers to set anywhere
- ✓ Best horizontal outreach with increased basket capacity
- ✓ Multi position outriggers standard and narrow
- ✓ Longer articulated jib with more amplitude up to 140°
- ✓ The *Simple Inside™* reliability and simplicity



Climb everything



Go everywhere

### FAST HYDRAULIC SYSTEM AND COMPONENTS

- ✓ Double pumps on combustion side + double pumps on AC electric side for optimal flow distribution
- ✓ Superior oil filtration system installed on pressurized side to trap debris before entering the system
- ✓ Double safety automatic locking check valve on all hydraulic cylinders
- ✓ Standard hydraulic hoses 2 and 3 layers wire-braided according to size
- ✓ Dedicated pressure ports for pressure reading, monitoring and troubleshooting
- ✓ Live hydraulic function manifold at ground controls
- ✓ No hard-to-find metric fittings
- ✓ Large capacity hydraulic tank with sight glass to control level and bottom drain plug
- ✓ Heavy duty protective cover on all critical components
- ✓ All electric over hydraulic valves equipped with built-in LED to confirm when the oil goes through
- ✓ No electrical components or sensors built in/on cylinders or inside any cylinder pins



5+ ★ for UP Equip. We purchased a 101-48AJ and couldn't be happier. The EZ Lift is just that, EZ to use and operate and fix as well. We haven't had any big problems at all with it. When we do have questions UP Equip is quick to respond and help. They are available during off hours as well. Parts arrive promptly and are not outrageously expensive. We have used other brands of lifts that are problematic and break down frequently causing down time. That is NOT the case with the EZ Lift. The customer service and communication are excellent. Our tree crews love working with the 101-48AJ so much that we purchased another EZ lift in the fall of 2020 the 87-48AJ. Our operators find the EZ Lifts simple to operate. They are intuitive and not complicated like other lifts we have owned. EZ Lift is the ONLY lift we will use moving forward. Look no further, the EZ Lifts are the BEST around. Will make a huge difference with your productivity!

**Debra Lein** Affordable Tree Care, WI

Owner of 87-48AJ and 101-48AJ



*Simple Inside™*





# THE SECRET IS IN THE OUTREACH

*"We often make some jokes with the crew: Get closer, you're too far. You never going to reach! Once in the basket, next thing you know you're where you need to be"*

*"The tremendous amount of outreach generates a huge drop zone right under where you can drop a lot of material much faster without being swamped"*

*"Working safely on top of any obstacle is no longer a challenge: we increased our productivity like never before"*

That summarize extremely well the idea.

The greatest asset of Easy Lift units that will amaze you day after day : the horizontal outreach.

# NO MORE PRINCESS

**EASY LIFT, YOUR BEST EMPLOYEE. Period.**

Which company does not have manpower problems? Employees that doesn't show up in the morning; too cold; too hot; too dangerous; I am leaving because I'm starting my own company ... Sounds familiar ?

**WITH EASY LIFT, BE MORE PRODUCTIVE AND REDUCE YOUR HEADHACHES**

- ✓ Show up in the morning
- ✓ Never too cold, too hot of too wet
- ✓ Don't need a 20 minutes bathroom break, 3 times a day
- ✓ Do not text all day long
- ✓ Will do dangerous work without increasing your business risk
- ✓ No bonus or cash payout to give
- ✓ No instructions to repeat and repeat
- ✓ Loyal and faithful

***"The only Con is that your EasyLift will need a lift on every jobsite"***



# THE *Simple Inside* EXPERIENCE

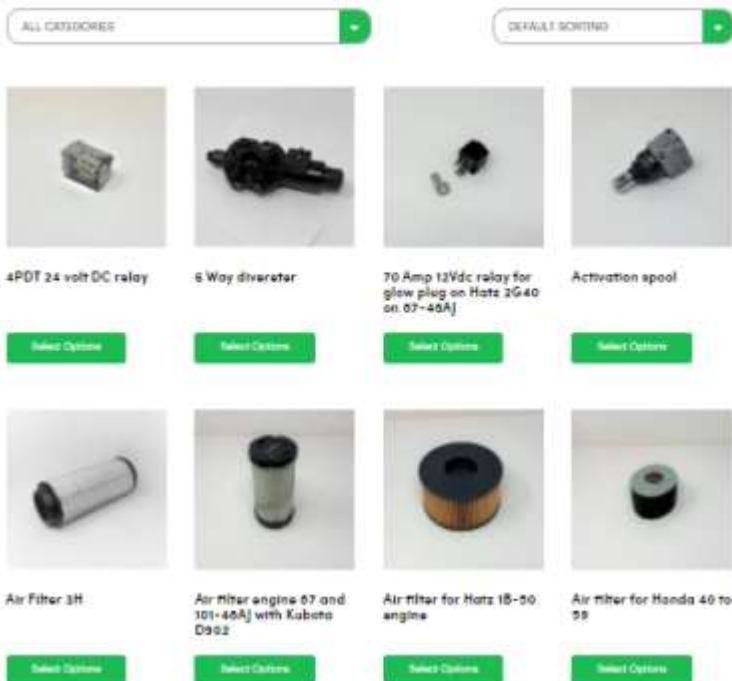
## HOW YOUR NEW UNIT IS BUILT, PREPARED AND DELIVERED

Simple Inside™ is a lot more than a few words, a slogan or a Trademark. It is embedded in our corporate DNA and our fundamental way of conducting business. Simplicity doesn't stop at the choice of components or engineering of units. It is all the way down to the operation, official documents, procedures and human interactions. When everything is put together, it's a breeze.

## UP PARTS

- ✓ Online secure ordering
- ✓ Largest parts inventory in North America
- ✓ Dedicated specialists
- ✓ Rush overnight shipping
- ✓ Fair pricing
- ✓ Ordering history and data

Our parts list is simple to read, shows clear pictures of components, parts numbers and quantity required to complete your work. Our parts representatives will assist you to find the right parts and will send it by overnight courier anywhere on the continent when required. We have the largest parts inventory for tracked lifts in North America, and our just-in-time management system insures to handle all orders in a timely manner with the best filling rate in the market.



*Simple Inside™*



Easy Lift units are extremely simple and straightforward. We can already tell that roughly 3 issues out of 4 will be solved by a single phone call. We will get the obvious out of the way and teach you how to do so yourself.

Moving forward, we will need your eyes and fingers to gather the information we need to scratch our heads and come up with a solution. You will be in the driver's seat, not a passenger. We need you as much as you need us. You need answers, so do we. Once determined the course of action, should things really step outside of your comfort zone, we will find an external resource to perform specific tasks. Until further notice, UP and yourself are the best persons to maintain your unit.

## UP SERVICE

- ✓ Answer the phone
- ✓ Find solutions
- ✓ Take ownership
- ✓ Teach and share
- ✓ Gather information
- ✓ Guarantee



## MY UP

### ONLY FOR SIMPLE INSIDE COMMUNITY MEMBERS

My UP section is your own exclusive personal database and reference bank to find (almost) all the information you may need to perform any actions / diagnostic / repairs that will be required during your Easy Lift's lifetime. You can count on us to complete this knowledge base upon request at any moment.

Here a summary of the information you will find there:

- Familiarization training for operation video
- Electronic Operation manual + emergency procedure
- Electric & hydraulic schematics
- Library of written procedure
- "How to" video library
- Online parts ordering history
- Links to perform more actions

## THE DEMO TOURS

### FROM EAST TO WEST AND NORTH TO SOUTH

At UPequip, we try to attend as many tradeshows as possible on a yearly basis. Each one gives us the occasion to travel and show units along the way so potential buyers can kick tires and fly the units. Visit our website to be up to date with the next demo tour: [www.upequip.ca/events](http://www.upequip.ca/events)



**I am your biggest fan!** I am so happy with my EasyLift, it is easy to tell potential buyers of the lift's advantages because truthfully, there are many. We use our EasyLift everyday and our two other bucket trucks sit most of the week collecting dust. We have climbed and set up on steep hills, drive through soft and wet ground. I enjoy pushing our lift to its limits.

**Kevin Hardy** Cutting Edge Tree Services, IA past owner of 70-36AJ and current owner of 2x 87-48AJ



## ArboristSite.com

I got my Easy Lift June 1st, 2015 and since that time a lot of hours on it and the only troubles we had were caused by operator errors. I'm not a good climber and not interested in trying to become one. The Easy Lift gets me into jobs that I would never have been able to do. The controls are very intuitive, the Hatz diesel runs great and only burns about a tank and a half per day. **All in all it's an awesome machine and it would be very hard to give it up now** that I have gotten used to having it. I'm glad I made the investment and I would do it again without question. Thanks for a great machine.

**Brent and Rachel Ackley**, Ackley tree Service WI Owner of 61-36A



# FEED FROM THE COMMUNITY



It's been a while since I've posted anything here, but I felt compelled to share my experience with the folks @ UP Equipment. While I haven't bought a significant number of brand new pieces of machinery, I have had years of experience trying to work with manufacturers to dial out the bugs and difficulties with heavy machinery. Point being, I have something to compare with. When you're truly ready to pull the trigger on a compact lift, I feel you owe it to yourself to give UP Equip a call. Their communication and support has been top notch from the very beginning. With the support of UP Equip, I've handled every single issue within an hour of reaching out to being back in action. Support is behind me 100%, and their motto, "Simple Inside", holds true to the last letter. Thanks for everything, @UP Equip !!! .

**Eric Whipple**, Whipple Tree Service, RI Owner of EasyLift 87-48AJ and Hoeflon C10 mini crane



*Simple Inside™*



# THE *Simple Inside* COMMUNITY



Community annual event



'Dad's safe' campaign



Their model is **Simple Inside** and this is something really tree care professionals are looking for. We don't want any over complicated things....The biggest factor was the communication; Wasn't getting that from other companies...

Bill Haessig, H & H Arborist, WI      Owner of 2 x EasyLift 87-48AJ



Posing in his second 87-48AJ



The family picture



The Facebook darling of 2020



# ARBORIST PACKAGE



## THE CRAZY CANADIAN ADVANTAGE

Who said it's complicated to buy in Canada ?

Since 1994, the NAFTA agreement, renewed in 2018 under USMCA, opened and liberalized trade between Canada and the United States. All goods are free to move from both sides of the border. Your unit will be delivered to your door without problems, complications or extra charges.

### Contact us

Toll free 1-844-873-7847 (1-844-UPequip)

Local 514-360-7191

Fax 450-583-3434

### Write us

Parts [parts@upequip.ca](mailto:parts@upequip.ca)

Service [service@upequip.ca](mailto:service@upequip.ca)

Sales [info@upequip.ca](mailto:info@upequip.ca)

### Visit us

229 Calixa Lavallee

Vercheres, Quebec, Canada, JOL 2R0