

# EASY LIFT 87-48AJ

## CAPABILITY

- 87' working height
- 48' horizontal reach with 265 lbs
- 507 lbs lift capacity
- Below ground level reach
- Outriggers set-up in 9 feet alley
- 35 inches overall width retracted

## STANDARD FEATURES

- Lightweight aluminum detachable basket with 180° rotation
- Fully proportional wireless remote control for drive and boom
- Solid wired dedicated basket controls
- Live hydraulic separate ground controls
- Hydraulic extendable carriage
- Movement alarm, Hour meter
- Ultra long 6 1/2 feet rubber tracks
- Articulated jib operational at full capacity
- AC power + Air-Water lineto basket
- Manual emergency descent system
- Automatic self leveling for outriggers
- Long travel, multiple positions outriggers

## OPTIONS AND ACCESSORIES

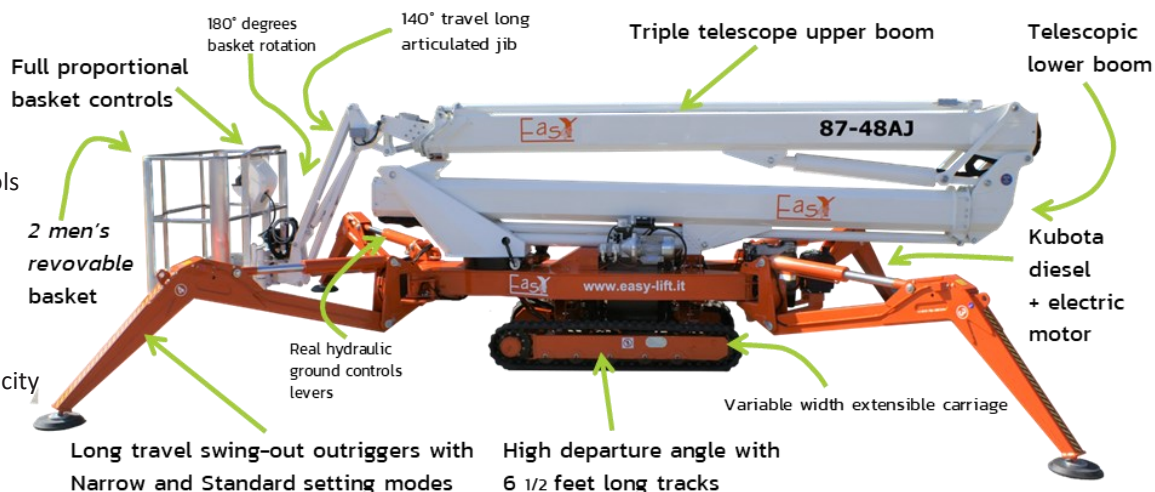
- Electric emergency descent system
- Full arborist safety and production package
- Hostile protection with thick plate covers
- Non-marking soft rubber tracks
- Special painting
- Working lamp on basket
- One /two Men fiberglass baskets
- Outriggers "sinking" alarm
- Teflon pads kit (4) for stabilizers;
- Strobe light (beacon)
- Winter start kit

## PRODUCTIVITY

- Work side way even in narrow mode
- Easy to haul at only 8300 lbs
- Top mount lifting points for crane
- 4x oversized tie down anchor points
- 140° amplitude articulated jib
- High departure angle for climbing anywhere. NO custom made trailer required
- High 14 inches ground clearance

## MANY CONFIGURATIONS FOR YOUR NEEDS

- Kubota diesel + electric AC motor
- Lithium Ion battery + ultra fast charger
- Kubota diesel + Lithium Ion



## SAFETY

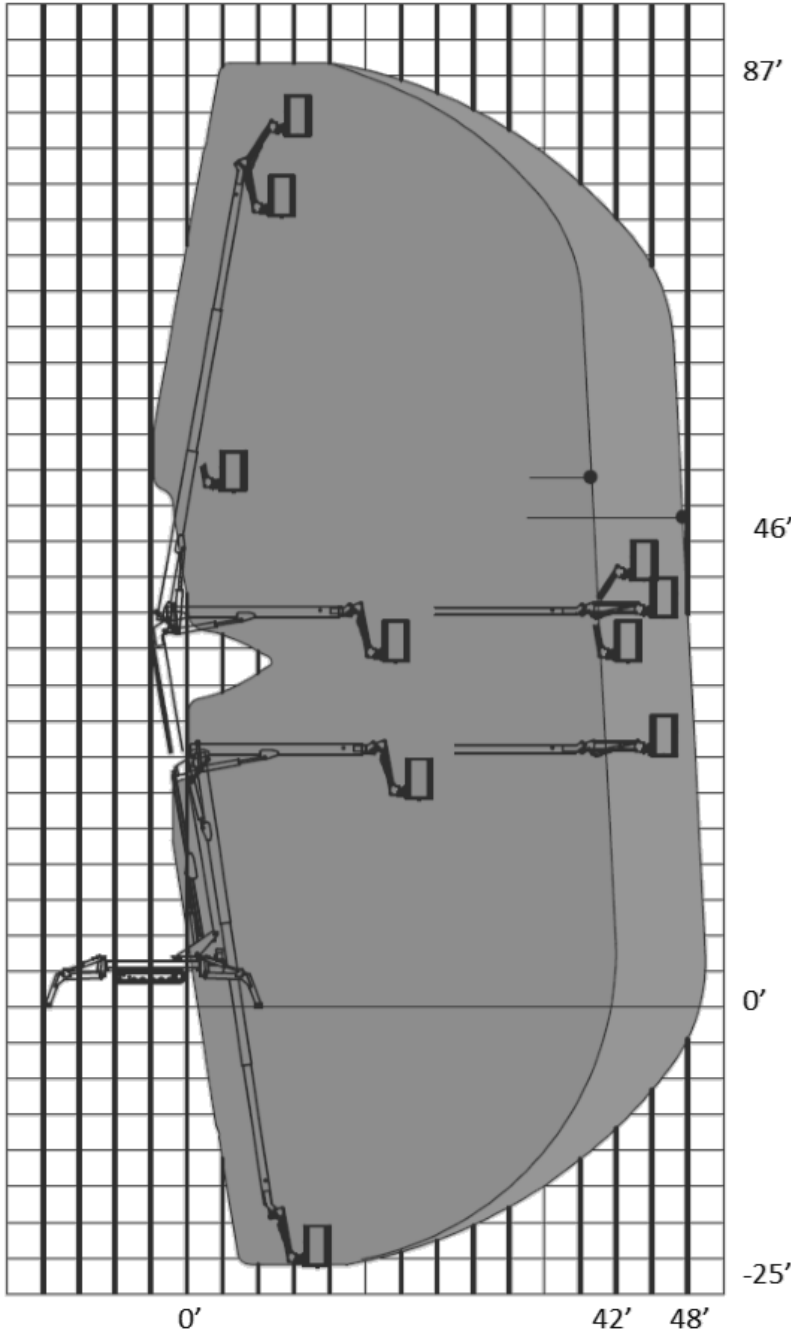
- Active envelope stability management system with redundant common switches
- Easy to read operational pilot lamps
- Wind safe up to 28Mph (45Kph)
- Solid state 12V electrical components
- Proportional basket controls for intuitive and precise simultaneous boom movements
- Smooth and automatic basket leveling
- Harness anchor point(s)
- Basket redundant overloading device

## RELIABILITY

- High tensile steel boom Domex SSAB
- Standard high quality components like Sauer Danfoss, Telemecanique, Finder
- Patented telescopic boom power-track for easier replacement of components
- External adjustable telescopic boom wear pads; no shimming required
- Simple and painless 12 Volts system; no complicated 24 V system
- High quality powder coat paint

# EASY LIFT 87-48AJ

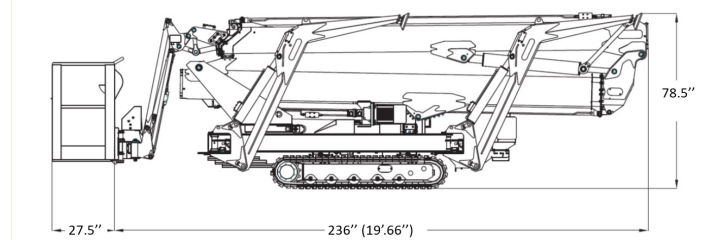
## WORKING AREA



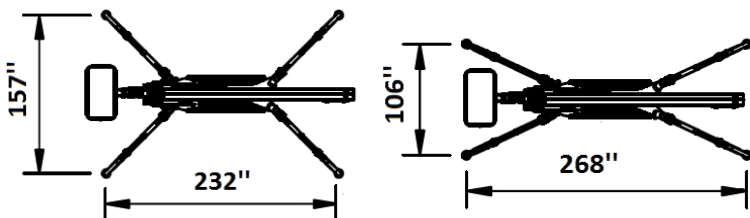
## DIMENSIONS AND CAPABILITY

• Working height	87'
• Horizontal side reach @265lbs	48'
@ 507lbs	42'
• Basket capacity at full height	507 lbs
• Overall width retracted / extended	35" / 51"
• Below ground outreach	Minus 25'
• Minimum length without basket	19'-7"
• Ground clearance	14"
• Height with tracks retracted /extended	78" / 84"
• 5 feet length articulated jib motion	140° (-80° / + 60°)
• Basket dimensions	Aluminum 55" x 28"
	One man fiber 30" x 28"
	Two men fiber 44" x 28"
• Turret rotation	400°
• Basket rotation	180°(90°+ 90°)
• Max slope travel ability	32° or 62 %
• Outriggers footprint Standard	13'-1" X 19'-4"
• Outriggers footprint Narrow	8'-10" X 22'-4"
• Total weight diesel	8 300 lbs

## SIDE VIEW AND DIMENSIONS



## OUTRIGGERS SETTINGS STANDARD AND NARROW



## OUTRIGGERS INFINITE LAYOUT SAMPLE

