



## RELIABLE ARBORIST PARTNERS

*Simple Inside™*



## WHO WE ARE

**Since 2001**, UPequip is specialized in challenging access solutions. It is strongly embedded in our DNA to find a solution for any given access defiance. We are dedicated to provide customers easy, safe and reliable equipment to access hard-to-reach working areas. We strive to be an important part of our customers daily success and overall productivity.

We, at UPequip are committed to supply the best customer service and spread usage of the simplest, safest and fairest priced compact tracked lifts.

Our team is composed of highly qualified technicians who's passion for learning never come to an end. The knowledge and experience we have gathered over time is invaluable. Not only do we understand perfectly how arium compact tracked spider lifts are built, we know how to help and explain when operational and technical issues arise.



## DID YOU KNOW

For several years, we have been recognized as one of the fastest growing companies of any trade in North America and THE fastest growing Aerial Lift supplier. Our phenomenal growth has not been realized by any acquisitions of other companies but in an organic way. Our hard work to offer the best of ourselves and to stay focused on what made our success over the years; Listening, understanding and supporting.

**Did you know that UPequip is among the fastest growing companies in North America ?**

***Simple Inside™***

# OUR CAPABILITY

## Experience

A humble total of 142 years of crew experience in equipment based in North America; mechanics, sales and customer service. This is what we put at your disposal. More than a decade of strong and stable relationship with the same manufacturer Easy Lift and 21 years as a company. There's nothing that we cannot do !

## Inventory

Constant and increased production capability is the key to satisfy the avid demand for our growing brand. A large warehouse stuffed with parts available here in North America ensure you that your unit will be back and running as soon as possible. With more than 15, 000 parts available off the shelf, we ship your order fast track with an impressive 99,1% fill rate (audited 2020)

## Facility

With more than 180 000 square feet of production and maintenance facilities, we are still growing and heading to expansion stage 4 and 5 to accommodate strong demand. State of the art workshop is the core of all production, assembly, repairs, maintenance and parts shipping.

## Support

Our response to online service request is second to none. We gather all required information in order to diagnose a problem and provide end users with both knowledge and parts to perform the repair.

## Knowledge

The experience and comprehension of units we've gathered over the years allow us to teach almost anyone to maintain and fix their units. There is no extensive mechanical or electrical skills required on your end to perform the task unless you decide to outsource it.

## Ownership

Your problem becomes our problem and we will do all that's required to address it. Meanwhile, our solutions must also become your solutions. It is a team work between you and us and goes both ways. Together, we will make miracles.





# HOW WE BUILD THEM

- ✓ Superior structural steel laser cut and CNC hydro formed construction with SSAB Domex™ boom structure
- ✓ Oversized and heat treated corrosion resistant pivot points and linkages
- ✓ Robust undercarriage with serviceable idler wheels, hubs and motors
- ✓ Heavy-duty rubber tracks with high tensile sealed internal steel cables with curbshield protection
- ✓ Longer tracks for increased climbing stability and better weight distribution for sensitive ground
- ✓ Amazing departure angle to manage steepest hills
- ✓ Solid-state 12 Volts components and heavier gauge wiring
- ✓ Longer travel outriggers to set anywhere and work over the bed of your truck or trailer

We only use the most durable components on the market. But durable is not enough; each part is carefully selected for its ease of replacement for the end user, a stable and proven availability and the ability to service it without changing everything. Every design detail has been thought to make equipment easy to repair, enjoyable to use, more productive and equipped with unique features.

- ✓ Exclusive telescopic booms wear pads made of super slick UHDPE
- ✓ Long lasting paint; white blasted and oven baked powder coat process
- ✓ Electro plated galvanized covers and accessories for added protection
- ✓ Superior grade hardware



### facebook

These guys have top notch customer service and emergency response contact. They sell machines that are simple. Rarely ever fail and are simple to fix. Also have redundant systems that allow you to keep working no matter what. Martin and Alain are great and true professionals in the business. I wish other equipment dealers would conduct themselves this way. I'm in Florida and it is no problem operating with this Canadian dealer at all. Would highly recommend.

**Joe Truscello** Sgt T's Tree, FL

Owner of 61-36A



## Simple Inside™

## THE BEST WARRANTY

We will be there to help you fix it every step of the way so you can get back to work ASAP even long after the warranty is over. That is the UPequip promise.

- ✓ 1 year – Parts & Service – UNLIMITED HOURS
- ✓ 2 years – Diesel Motor – UNLIMITED HOURS
- ✓ 3 years – Structural components – UNLIMITED HOURS

Easy Lift is by far the safest, better built and most reliable series of compact tracked lifts available on the market. With that being said, we are equally confident that despite all your efforts and good care it will eventually break, self-inflicted or not. Our ultimate goal is to get it back online within the shortest period of time possible. To do this, we will need your help and cooperation. We will be a team, not opponents in the resolution of issues.



We have so much confidence in the quality of our compact lifts that we offer a full 1 year warranty, regardless of hour meter + 3 full years on booms structure.



**Super strong Octogonal shaped upper and lower booms**

## THE POWER OF STEEL

The SSAB-DOMEX Sweden ally steel coupled with the Italian engineering, the dedicated craftsmanship and the octagonal shape of telescopic booms provides **Easy Lift units a 100% safety record**. Most importantly it brings a pleasing stiffness and unequalled rigidity for such small compact units.

You may get seduced by fancy catching words read elsewhere, but make sure you compare what matter most: the warranty offered. The power of SSAB DOMEX steel brings together the best product that is proved safer, far more reliable and backed up with a simple and unconditional warranty.

# WHAT MEANS *Simple Inside*™

Simple Inside™ is a lot more than a few words, a slogan or a Trademark. It is embedded in our corporate DNA and our fundamental way of conducting business. Simplicity doesn't stop at the choice of components or engineering of units. It is all the way down to the operation, official documents, procedures and human interactions. When everything is put together, it's a breeze.



## THE ENGINES

Hatz and Kubota diesel engines are the toughest on earth, built for the most hostile areas, remote countries and harshest conditions. Air Cooled diesel and Honda gas engine is a perfect match for the smaller units and are virtually maintenance free. Maintenance schedule is clear and easy to follow. Keep it simple and enjoy. Want something different ? We can also build your Arborist Package model with Honda propane or Lithium batteries. Even multiple configuration at the same time.

## HYDRAULIC SYSTEM

We use only SAE standards pipe North American hoses and fittings; **no metric hoses or fittings are used.** All units are equipped with the best high pressure hydraulic filtration system. Instead of filtering the return lines like many others, we strain flow inward the system to prevent any contamination and protect the system. Large capacity hydraulic tank with bottom drain plug and sight glass to confirm level. Dedicated pressure ports for pressure reading is a standard feature for all units. All electric over hydraulic valves are equipped with built-in LED to confirm when the oil goes through.



EASY HYDRAULIC SERVICE



Level sight glass



LED light confirmation



Without a doubt purchasing a lift from UPequip was one of the most lucrative purchases in my career . As a 20 year tree climbing veteran it was a nice break up in the daily grind to not have to climb everything all the time. I love climbing but you simply cannot beat the production due to access and capabilities of the compact telescopic boom lift. It goes places and does things that have diversified my business and definitely increased income. The support from UPequip is second to none. They walk you through any issues with a phone call mostly, if on a rare occasion they occur. I love my easy lift and will purchase another as soon as possible

Aaron Cipoletti Cipoletti Tree Service, NJ

Owner of 70-36AJ



*Simple Inside*™





Laser-cut tabs for shackles



Multiple Gr.70 D-rings



Most of Easy Lift unit can be hauled by a standard 1/2 ton pick-up truck

## HAULING UNIT

All Easy Lift Reliable Arborist Partners series can be hauled and transported with standard width beds trucks or trailers. Using the outriggers to load/unload and to work on top of transport makes the Easy Lift the most versatile choice, with the least amount of mandatory custom-made requirements. Tie down points are overbuilt, located low on the chassis and easily accessible from both sides of trailer or truck. Loading and unloading is immensely improved with the grade ability of all Easy Lift units. All these elements contribute immediately to your overall productivity.



Easy Lift unit hauled on truck bed

## THE CHASSIS

Our drive hubs are serviceable and use standard mineral gear oil. Unlike many products on the market, our heavy duty Internal brake system don't require fancy oil or special additives.

The track tensioning system is simple to release and re-tight with an exclusive built-in valve.

All carriage idler wheels are serviceable with common parts from your local market.



Accessible components



Heavy duty high torque drive hubs



Easy tracks swap or replacement

# THE STORY BEHIND ARBORIST PACKAGE

Despite what some may claim, let's set the record straight; none of the actual lightweight and compact lifts manufacturers, aside from prototypes, have built or designed their units specifically for tree care or any other specific markets.

These compact lifts were made following the need to work at heights in restricted areas. Restrictions caused by space, floor capacity or access. In Europe, it is a 30-year-old mature market and the relatively recent presence in North America brought a whole set of opportunities for users, but with different needs.

The Tree Care industry has been by far the most responsive market for compact lifts. All adjustments, additions and adaptations we have made on all Easy Lift units over the years came from genuine users constructive comments and feedback.

*The Arborist Package came to life from you, for you.*



UPequip tech and master tester Bob smashing a moment switches cover to death with 15 lbs sledgehammer

Here are some of the modifications and additions that have been designed, built (many time re-designed) and seriously tested;

- ✓ Heavy protection over outriggers cylinders tubes and valves
- ✓ Heavy plating over base switches
- ✓ Live hydraulic ground controls with closeable and lockable protection box / heavy plate over controls
- ✓ Fiberglass basket choice with Easy Acces™ side opening
- ✓ BBQ style ergonomic lid hinged cover for basket controls
- ✓ Hydroformed and welded stability switches covers
- ✓ Antiabrasion wrapping over hoses and harnesses



5+ ★ for UP Equip. We purchased a 101-48AJ and couldn't be happier. The EZ Lift is just that, EZ to use and operate and fix as well. We haven't had any big problems at all with it. When we do have questions UP Equip is quick to respond and help. They are available during off hours as well. Parts arrive promptly and are not outrageously expensive. We have used other brands of lifts that are problematic and break down frequently causing down time. That is NOT the case with the EZ Lift. The customer service and communication are excellent. Our tree crews love working with the 101-48AJ so much that we purchased another EZ lift in the fall of 2020 the 87-48AJ. Our operators find the EZ Lifts simple to operate. They are intuitive and not complicated like other lifts we have owned. EZ Lift is the ONLY lift we will use moving forward. Look no further, the EZ Lifts are the BEST around. Will make a huge difference with your productivity!

**Debra Lein** Affordable Tree Care, WI

Owner of 87-48AJ and 101-48AJ



**Simple Inside™**



# BUILT WITH EXCLUSIVE FEATURES

## STABILITY SYSTEM

- ✓ Unique active stability management system using simple mechanism and redundant common switches
- ✓ Built-in each outriggers and pre-calibrated so you don't have to worry about
- ✓ Heavy protection cover to prevent fall-off limbs
- ✓ Controlled by standard automotive relays that disables potentially dangerous movements
- ✓ Wind safe up to 28MPH
- ✓ All units are 'infamous drop-test' certified



**Real hydraulic  
ground control levers**



## GROUND CONTROLS

- ✓ Water sealed components can be pressure washed
- ✓ Easy to read and understand operational colored LED pilot lamps on ground control box
- ✓ Real hydraulic ground controls levers;  
No electrical switches, no touch screen to press

## BASKET CONTROLS

- ✓ BBQ lid style cover or heavy duty metal guard
- ✓ Easy to read and understand operational colored LED pilot lamps on basket control box
- ✓ Seal tight joysticks or real hydraulic levers.  
No 'hard to press with gloves' membranes press switches or digital touch screen
- ✓ Automatic basket leveling with additional level bypass key switch
- ✓ Automatic anti-restart ignition function to prevent starter damages
- ✓ Red mushroom emergency kill switch
- ✓ ANSI A92 regulation ready with basket overload device



**87-48AJ and 101-48AJ paddle sticks**



**Protected and sealed main control box**

## THE ELECTRICAL SYSTEM

Our simple 12V electrical system use high quality and simple basic market components. Wires and harnesses are numbered and color coded, made from the best quality heavy gauge available.

All critical junctions are crimped, soldered and weather-proof heat shrinked for long term reliability and durability. Limited usage of 'plug and play' connections to avoid corrosion and loose terminals over time.

Control boxes, operational and safety switches are well protected with high IP grade protection, sealed tight and can be power washed.

Our standard automotive 12 volts system will allow you to charge or jumpstart your unit without any hassles. No fancy parts, none or limited electronics, temperamental

## TRACKS AND UNDERCARRIAGE

- ✓ Best of the best tracks made with internal Iron Core plus high tensile steel cables and curbshield protection
- ✓ Solid planetary drive hubs with easy to remove top inspection cover, drain and refill plugs
- ✓ Built-in automatic and serviceable brake system using mineral gear oil.
- ✓ Extra rigid boxed track frame made of thick high psi carbon steel that will not bend or warp over time
- ✓ Track tensioning system is simple to release and re-tighten with exclusive built-in valve
- ✓ Idler wheels are serviceable with common parts from the market
- ✓ Independent extensible carriage on many models
- ✓ Low torque and fast drive hubs on many models



**Strong and long lasting tracks**



**Easy to service tensioning system**



**High torque double 1 & 2 speeds drive hubs**



Alain at UP equip has made the whole spider lift buying experience a dream come true. Since we had our Easy Lift 70-36aj productivity has never been higher. The staff at UP equip are always ready to help with any questions you may have. 10/10 highly recommend. I will be ask for their 101 footer someday !

**Boo Serry** Boos' Tree Service, PA owner of 70-36AJ





# BUILT WITH EXCLUSIVE FEATURES

## BASKET CHOICE

- ✓ 180° degrees basket rotation
- ✓ Removable basket
- ✓ Safety harness anchor points (up to 3x)
- ✓ Superior and thicker fiberglass layering
- ✓ *Easy Entry™* floor level access standard
- ✓ Air / water line + electrical outlet in basket

**With *Easy Entry™* baskets,  
get in and out easily**

**No need to climb In/Out and  
break your back anymore**



**Single man fiberglass basket**



**Double men aluminium basket**



**Double men fiberglass basket**

## INDEPENDENT TELESCOPIC TRACKS

Drive your unit with ease in slopes and uneven terrain with the adjustable width /height carriage system. Get your unit down to 35" for gates and narrow crossings and telescope out the system up to 51" for better stability. This feature is accessible from the wireless remote control while you drive.



# ARBORIST series

## SELF LEVELING OUTRIGGERS

Multiple position swing-out outriggers to work virtually everywhere

- ✓ Narrow mode pattern
- ✓ Standard mode pattern
- ✓ Mixed narrow and standard patterns
- ✓ Heavy duty swing-out locking pins

Long travel outriggers will raise tracks nearly 4 feet off the ground

- ✓ Set unit with ease on rough terrain and around obstacles
- ✓ Set unit over your truck or trailer
- ✓ Use it like a bucket truck or tow behind
- ✓ Capability to set over 102" wide step deck highway trailer

Outriggers swivel end plates made of UHDPE will adapt on any surface and slide on outrigger pads or hard surface



Long travel outriggers



Work over the bed of a trailer



Loading on truck bed without ramps



Standard, narrow or mixed setting



As a customer from the US, I was a little apprehensive about buying equipment from a vendor in Canada for when repairs/maintenance issues arose, but UPequip has been very helpful and prompt in answering any questions we've had regarding our lift. Their customer service is excellent and they have always made getting my equipment back up and running a priority.

**Matt Maibach** Maibach Tree Service, OH owner of 87-48AJ



**Simple Inside™**



# BUILT WITH EXCLUSIVE FEATURES

## REMOTE CONTROL WIRELESS

- ✓ Waist or neck strap
- ✓ 2x Li-On rechargeable battery
- ✓ On-board automatic charger
- ✓ Emergency back-up cable
- ✓ Emergency kill switch + Start
- ✓ Drive proportional paddlesticks
- ✓ Outriggers self-levelling
- ✓ Individual outriggers switches
- ✓ Boom proportional paddlesticks



## REMOTE CONTROL WIRED

- ✓ Waist or neck strap
- ✓ Heavy gauge numbered harness
- ✓ Quick-disconnect plug
- ✓ Emergency kill switch
- ✓ Drive Joystick
- ✓ Outriggers self-levelling
- ✓ Individual outriggers switches
- ✓ Idle control
- ✓ Key switch to start and stop

## HOSTILE AND DAMAGE PROTECTION

- ✓ Real thick outriggers cover plate to protect cylinder
- ✓ Over-protected outriggers swing out confirmation switches
- ✓ Heavy duty protection over stability system and switches
- ✓ Ground controls heavy duty and lockable
- ✓ Covers or heavy protection plate
- ✓ Basket controls BBQ lid style metal cover
- ✓ Covers for safety switches and components



**Stability switches HD galvanized covers**



**Outriggers thick plate protection**



**Turret cover**



**Ground control**



**BBQ lid style**

## BUILT WITH EXCLUSIVE FEATURES

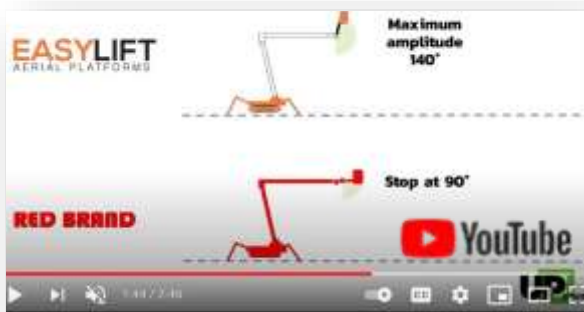
### ARTICULATED JIB

Enhanced articulation to reach where required

- ✓ 140° on 87-48AJ and 101-48AJ
- ✓ 110° on 70-36AJ and 77-40AJ)
- ✓ Special 'raise while driving' switch allows to lift the articulated jib at full height to clear steep climbing or tight turning



Jib raise while driving



Dare to compare



High amplitude articulated jib

### FAST HYDRAULIC SYSTEM AND COMPONENTS

- ✓ Double pumps on combustion side + double pumps on AC electric side for optimal flow distribution
- ✓ Superior oil filtration system installed on pressurized side to trap debris before entering the system
- ✓ Double safety automatic locking check valve on all hydraulic cylinders
- ✓ Standard hydraulic hoses 2 and 3 layers wire-braided according to size
- ✓ Dedicated pressure ports for pressure reading, monitoring and troubleshooting
- ✓ Live hydraulic function manifold at ground controls
- ✓ No hard-to-find metric fittings
- ✓ Large capacity hydraulic tank with sight glass to control level and bottom drain plug
- ✓ Heavy duty protective cover on all critical components
- ✓ All electric over hydraulic valves equipped with built-in LED to confirm when the oil goes through
- ✓ No electrical components or sensors built in/on cylinders or inside any cylinder pins

***Simple Inside™***



# BUILT FOR PRODUCTIVITY

## UNSURPASSED PERFORMANCE

- ✓ Amazing departure angle to get passed steepest hills
- ✓ Self-levelling long travel outriggers to set anywhere
- ✓ Best horizontal outreach with increased basket capacity
- ✓ Multi position outriggers standard and narrow
- ✓ Longer articulated jib with more amplitude up to 140°
- ✓ The *Simple Inside™* reliability and simplicity



Climb everything with the long tracks



Go everywhere



Set anywhere with narrow chassis and multiple position outriggers setting



### facebook

I've been running a 70-36AJ and a 87-48AJ for a many years now and I love the versatility, and the guys at UPequip have been nothing short of awesome to work with anytime I've had questions

**Matt Swearingen**

Matt's Tree Services, SD

Owner of 70-36AJ .+ 87-48AJ + Hoeflon C6



## YOUR NEW EMPLOYEE OF THE MONTH !


**EASY LIFT, YOUR BEST EMPLOYEE. Period.**

Which company does not have manpower problems?  
Employees that doesn't show up in the morning; too cold;  
too hot; too dangerous; I am leaving because I'm starting  
my own company ...

Sounds familiar ?

**WITH EASY LIFT, BE MORE  
PRODUCTIVE  
AND REDUCE YOUR  
HEADACHES**

- ✓ Show up in the morning
- ✓ Never too cold, too hot, too wet
- ✓ Don't need a 20 minutes bathroom break, 3 times a day
- ✓ Do not text all day long
- ✓ Dangerous work without increasing your business risk
- ✓ No bonus or cash payout to give
- ✓ No instructions to repeat and repeat
- ✓ Loyal and faithful..
- .....and on and on



***"The only Con is that your EasyLift  
will need a ride on every jobsite"***



# THE SECRET IS IN THE OUTREACH

*"We often make some jokes with the crew: Get closer, you're too far. You never going to reach! Once in the basket, next thing you know you're where you need to be" The tremendous amount of outreach generates a huge drop zone right under where you can drop a lot of material much faster without being swamped" "Working safely on top of any obstacle is no longer a challenge: we increased our productivity like never before"*

That summarize extremely well the idea.

The greatest asset of Easy Lift units that will amaze you day after day : **the horizontal outreach**.



Take full advantage of long outreach



Dare to compare



Negative angle capability

## OPTIONS

- Emergency descent 12V electric pump
- Radio remote control
- Non-marking soft rubber tracks
- Special painting
- Working lamp on basket
- Two-Men aluminium basket
- *Easy Entry™* fiberglass basket
- Outriggers "sinking" alarm
- Teflon pads kit (4) for stabilizers;
- Strobe light (beacon)
- Casters on basket
- Winter start package

## POWERTRAIN OPTIONS

- Hatz diesel + AC motor (standard)
- Honda gas + electric AC motor
- Lithium Ion + Gas or diesel engine
- Lithium Ion

## RELIABILITY

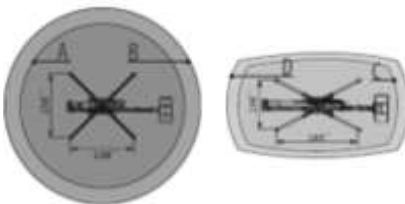
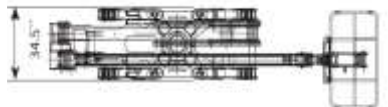
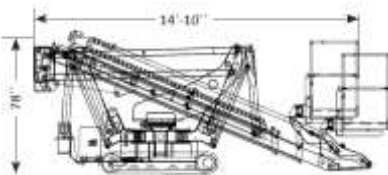
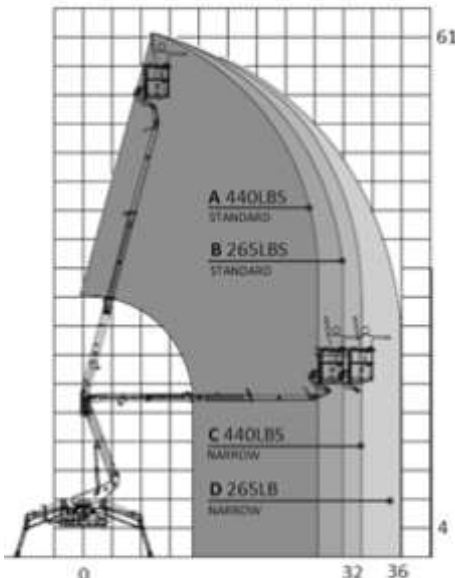
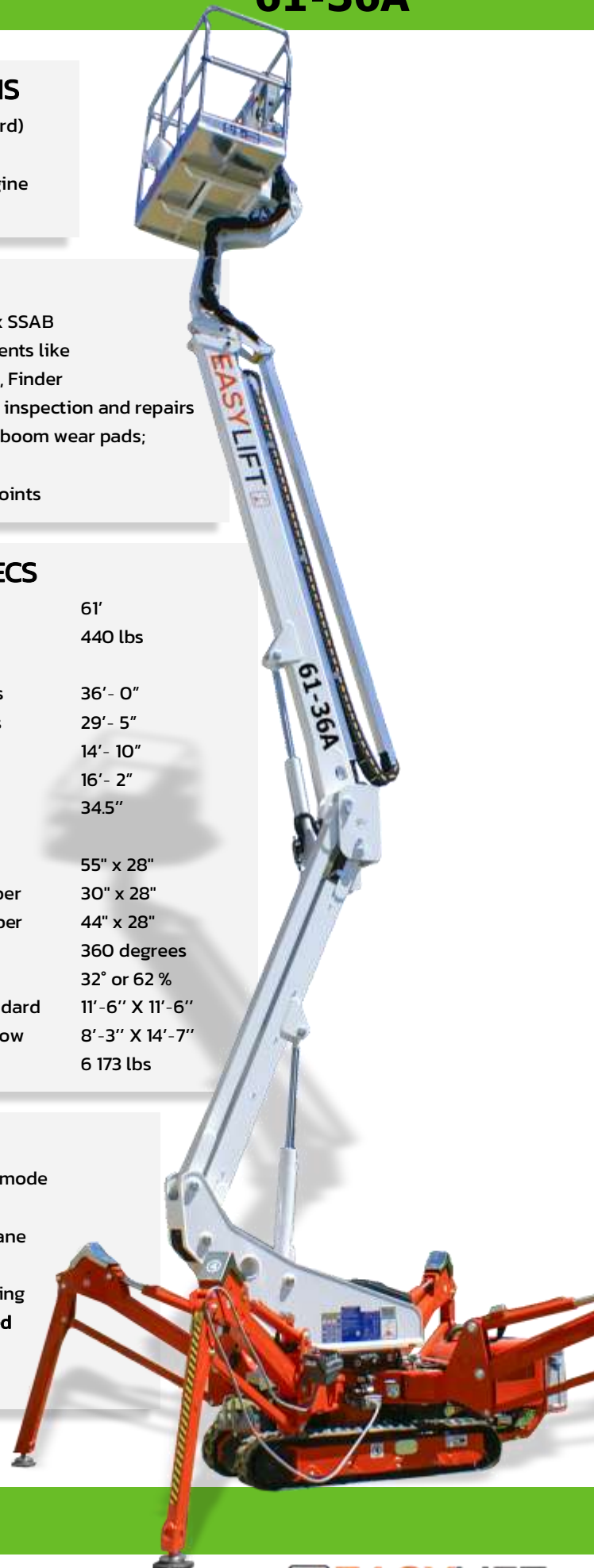
- High tensile steel boom Domex SSAB
- Standard high quality components like Sauer Danfoss, Telemecanique, Finder
- External power track for easier inspection and repairs
- External adjustable telescopic boom wear pads; no shimming required
- Greasable fittings in all pivot points

## DIMENSIONS AND SPECS

Working height	61'
Basket capacity	440 lbs
Maximum horizontal side reach	
with 265 lbs	36' - 0"
with 440lbs	29' - 5"
Minimum length	14' - 10"
travel position	16' - 2"
Minimum width	34.5"
Basket dimensions (L x W x H)	
Aluminum	55" x 28"
One man fiber	30" x 28"
Two men fiber	44" x 28"
Turret rotation	360 degrees
Max slope travel ability	32° or 62 %
Outriggers footprint	Standard 11'-6" X 11'-6"
	Narrow 8'-3" X 14'-7"
Total weight diesel	6 173 lbs

## PRODUCTIVITY

- Work side way even in narrow mode
- Easy to haul at only 6200 lbs
- Top mount lifting points for crane
- 4x tie down anchor points
- High departure angle for climbing
- **NO custom made trailer required**
- High ground clearance



**Simple Inside™**



# 61-36A

## CAPABILITY

- 61' working height
- 36' horizontal reach
- 440 lbs lift capacity
- Multiple positions swing-out outriggers
- Work sideway in narrow mode

## ARBORIST PACKAGE

### STANDARD FEATURES

- Hatz diesel + electric AC motor
- Full hostile package protection
- Wired remote control
- Outriggers control from remote
- Long travel self-levelling outriggers
- Hydraulic basket rotator
- Movement alarm
- Extra-long black rubber tracks
- One-man *Easy Entry™* fiberglass basket
- AC power to basket
- Air-Water line to basket
- Proportional controls
- Hour meter

## SAFETY

- Basket anti overweight redundant mechanical switches
- Active stability management system with redundant system
- Easy to read operational pilot lamps
- Wind safe up to 28Mph (45 Kph)
- Solid state simple electrical components
- Proportional hydraulic joystick controls for intuitive and precise boom movements
- Smooth and automatic basket leveling





## OPTIONS

- Emergency descent 12V electric pump
- Radio remote control
- Non-marking soft rubber tracks
- Special painting
- Working lamp on basket
- Two-Men aluminium basket
- *Easy Entry™* fiberglass basket
- Outriggers "sinking" alarm
- Teflon pads kit (4) for stabilizers;
- Strobe light (beacon)
- Casters on basket
- Winter start package

## POWERTRAIN OPTIONS

- Hatz diesel + AC motor (standard)
- Honda gas + electric AC motor
- Lithium Ion + Gas or diesel engine
- Lithium Ion

## RELIABILITY


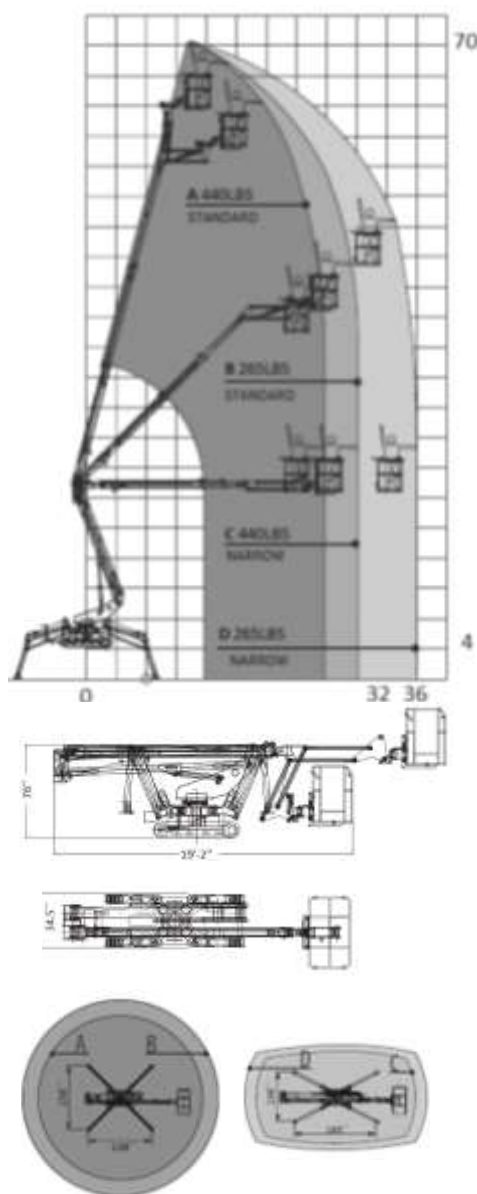
- High tensile steel boom Domex SSAB
- Standard high quality components like Sauer Danfoss, Telemecanique, Finder
- External power track for easier inspection and repairs
- External adjustable telescopic boom wear pads; no shimming required
- Greasable fittings in all pivot points

## DIMENSIONS AND SPECS

Working height	70'
Basket capacity	440 lbs
Maximum horizontal side reach	
with 265 lbs	36' - 0"
with 440lbs	29' - 5"
Minimum length	19' - 2"
travel position	16' - 2"
Minimum width	34.5"
Basket dimensions (L x W x H)	
Aluminum	55" x 28"
One man fiber	30" x 28"
Two men fiber	44" x 28"
Turret rotation	360 degrees
Max slope travel ability	32° or 62 %
Outriggers footprint	Standard 11'-6" X 11'-6"
	Narrow 8'-3" X 14'-7"
Total weight diesel	6 613 lbs

## PRODUCTIVITY

- Work side way even in narrow mode
- Easy to haul at only 6600 lbs
- Top mount lifting points for crane
- 4x tie down anchor points
- High departure angle for climbing
- **NO custom made trailer required**
- High ground clearance



**Simple Inside™**



# 70-36AJ

## CAPABILITY

- 70' working height
- 36' horizontal reach
- 440 lbs lift capacity
- Multiple positions swing-out outriggers
- Intuitive electro-hyd basket controls
- Work sideways in narrow mode
- Long travel outriggers

## ARBORIST PACKAGE

### STANDARD FEATURES

- Hatz diesel + electric AC motor
- Full hostile package protection
- Wired remote control
- Outriggers control from remote
- Long travel self-levelling outriggers
- Hydraulic basket rotator
- Movement alarm
- Extra-long black rubber tracks
- One-man *Easy Entry™* fiberglass basket
- AC power to basket
- Air-Water line to basket
- Proportional controls
- Hour meter
- Manual emergency descent system

## SAFETY

- Basket anti overweight redundant mechanical switches
- Active stability management system with redundant system
- Easy to read operational pilot lamps
- Wind safe up to 28Mph (45 Kph)
- Solid state and simple electrical and hydraulic components
- Proportional electro-hydraulic joystick controls for intuitive and precise boom movements
- Smooth and automatic basket leveling + manual override
- Full hydraulic ground levers
- Harness anchor points





## OPTIONS

- Emergency descent 12V electro pump
- Non-marking soft rubber tracks
- Special painting
- Working lamp on basket
- Two-Men aluminium basket
- Two-Men *Easy Entry™* fiberglass basket
- Outriggers "sinking" alarm
- Teflon pads kit (4) for stabilizers;
- Strobe light (beacon)
- Casters on basket
- Winter start package

## SAFETY

- Basket anti overload device
- Dual stability management system
- Easy to read operational pilot lamps
- Wind safe up to 28Mph (45 Kph)
- Solid state simple electrical components
- Proportional joystick controls for intuitive and precise movements
- Smooth and automatic basket leveling
- Full hydraulic ground levers
- Harness anchor points
- 4x oversized tie down anchor points

## PRODUCTIVITY

- Work side way even in narrow mode
- Easy to haul at only 7165lbs
- Top mount lifting points for crane
- 4x oversized tie down anchor points
- 100° amplitude articulated jib
- High departure angle for climbing anywhere.
- NO custom made trailer required
- Double speed hydraulic pumps for faster and simultaneous boom operations
- Standard jib raising enable while driving for better clearance while climbing
- 400° turret rotation

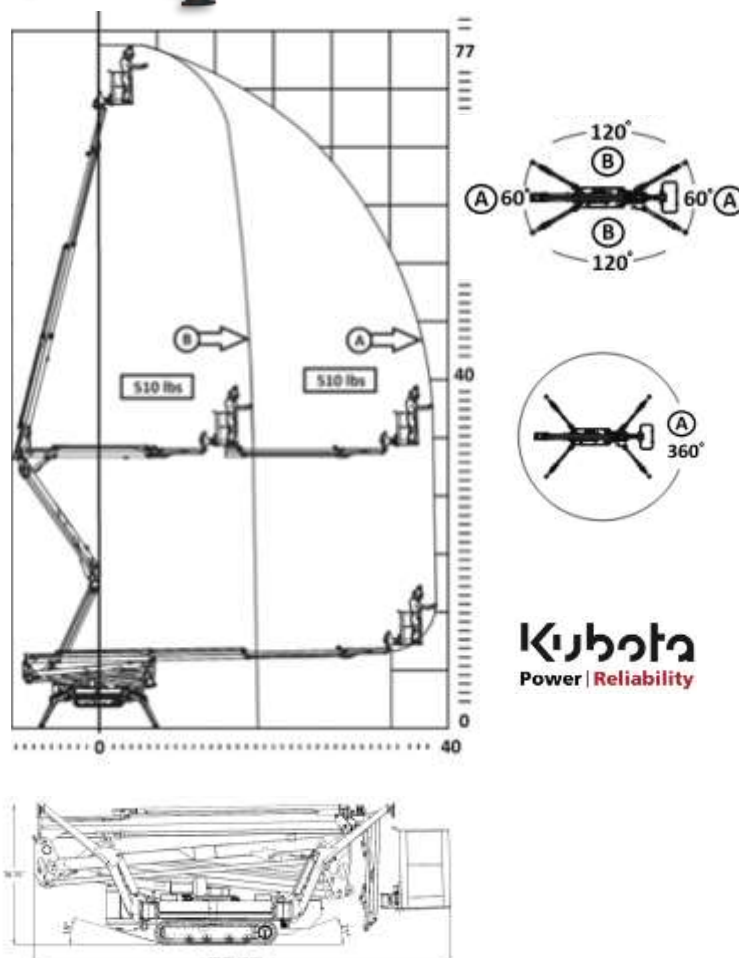


## POWERTRAIN OPTIONS

- Kubota diesel + AC motor (standard)
- Kubota diesel + Lithium Ion

## DIMENSIONS AND SPECS

• Working height		77'
• Basket capacity @ full outreach		510 lbs
• Horizontal reach		
With outriggers in standard setting		40'
Front / Rear in narrow outriggers setting		40'
Side way in narrow outriggers settings		20'
• Length	without basket	17'-5"
	with basket	19'-5"
• Height when driving		78.75"
• 5 feet length articulated jib motion		100°
• Min / Max width		38.5" / 51"
• Basket dimensions (L x W x H)		
	Aluminum	55" x 28"
	One man fiber	30" x 28"
	Two men fiber	44" x 28"
• Turret rotation		400 degrees
• Max slope travel ability		32° or 62 %
• Outriggers footprint	Standard	12'-9" X 12'-6"
	Narrow	8'-3" X 16'-9"
• Total weight diesel		7 165 lbs
• Total weight diesel + Lithium		7 605 lbs



**Simple Inside™**



## CAPABILITY

- 77' working height
- 40' horizontal reach unrestricted
- 510 lbs lift capacity
- Multiple positions swing-out outriggers
- Outriggers set up within 10 feet alley
- **Work sideways in narrow mode**
- Radio remote control
- High departure angle for climbing
- **NO custom made trailer required**

## ARBORIST PACKAGE STANDARD FEATURES

- Kubota diesel + electric AC motor
- Full hostile package protection
- Radio remote control
- Outriggers control from remote
- Long travel self-levelling outriggers
- Hydraulic basket rotator
- Movement alarm
- Extra-long black rubber tracks
- One-man *Easy Entry™* fiberglass basket
- AC power to basket
- Air-Water line to basket
- Proportional controls
- Hour meter
- Manual emergency descent system
- 400° turret rotation
- Jib raising enable while driving for better clearance while climbing
- Top mount lifting points for crane

## RELIABILITY

- High tensile steel boom Domex SSAB
- Standard high quality components like Sauer Danfoss, Telemecanique, Finder
- Patented telescopic boom power-track for easier replacement of components
- External adjustable telescopic boom wear pads; no shimming required
- Simple and painless 12 Volts system
- High quality powder coat paint



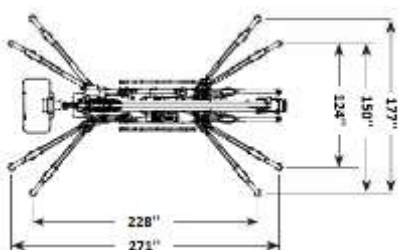
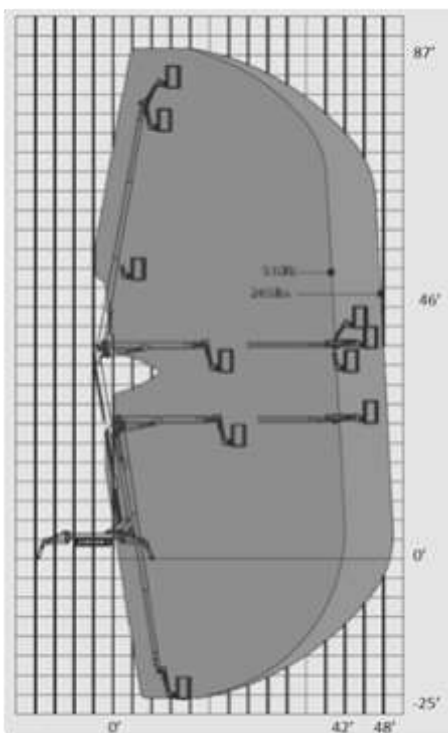
## RELIABILITY

- High tensile steel boom Domex SSAB
- High quality components like Marzocchi, Kubota, Sauer Danfoss, Telemecanique,
- Patented internal telescopic power-track for easier replacement of components
- External adjustable telescopic boom wear pads; no shimming required
- High quality powder coat paint
- Easy to use emergency boom descent system
- Emergency recovery system for drive

## DIMENSIONS AND SPECS

• Working height		87'
• Basket capacity		510 lbs
• Horizontal reach	with 265lbs	48'
	with 510lbs	42'
	With outriggers in standard setting	48'
	Front / Rear in narrow setting	48'
• Jib articulation	Down	-80°
	Up	+80°
• Below ground reach		Minus 25'
• Length	without basket	19'-7"
	with basket	21'-7"
• Height when driving		79" / 84"
• 5 feet length articulated jib motion		140° (-80° / +60°)
• Min / Max width		35.5" / 51"
• Basket dimensions (L x W x H)		
	Aluminum	55" x 28"
	One man fiber	30" x 28"
	Two men fiber	44" x 28"
• Turret rotation		400 degrees
• Max slope travel ability		32° or 62 %
• Outriggers footprint	Standard	14'-9" X 19'-0"
	Narrow	10'-4" X 22'-7"
• Total weight	Diesel	8300 lbs
	Diesel + Lithium	8600 lbs

**Kubota**  
Power | Reliability



## PRODUCTIVITY

- Work side way even in narrow mode
- Easy to haul at only 8300 lbs
- Top mount lifting points for crane
- 140° amplitude articulated jib
- High departure angle for climbing
- High ground clearance **NO custom made trailer required**
- Double speed hydraulic pumps for faster and simultaneous boom operations
- Standard jib raising enable while driving for better climbing

## OPTIONS

- Non-marking tracks
- Special painting
- Working lamp on basket
- Two-Men aluminium basket
- Two-Men *Easy Entry*™ fiberglass basket
- Outriggers "sinking" alarm
- Teflon pads kit (4) for stabilizers;
- Strobe light (beacon)
- Casters on basket
- Winter start package

**Simple Inside™**



87-48AJ

**CAPABILITY**

- 87' working height
- 48' horizontal reach with 265 lbs
- 510 lbs lift capacity
- Below ground level reach
- Outriggers set-up in 9 feet alley
- 35 inches overall width retracted
- **NO custom made trailer required**
- Std 12Volts electrical system
- **Work sideway in narrow stance**
- Super low ground pressure
- Live hydraulic ground controls

**ARBORIST PACKAGE STANDARD FEATURES**

- Kubota diesel + electric AC motor
- Full hostile package protection
- Wireless radio remote control
- Outriggers control from remote
- Long travel outriggers
- Self leveling outriggers
- Hydraulic basket rotator
- Movement alarm
- One-man *Easy Entry™* fiberglass basket

**POWERTRAIN OPTIONS**

- Kubota diesel + AC motor (standard)
- Kubota diesel + Lithium Ion

**SAFETY**

- Basket anti over-load system
- Active envelope stability management system with redundant sensors
- Easy to read operational pilot lamps
- Wind safe up to 28Mph (45Kph)
- Solid state simple electrical components
- Proportional joystick controls for intuitive and precise boom movements
- Smooth and automatic basket leveling
- Harness anchor points



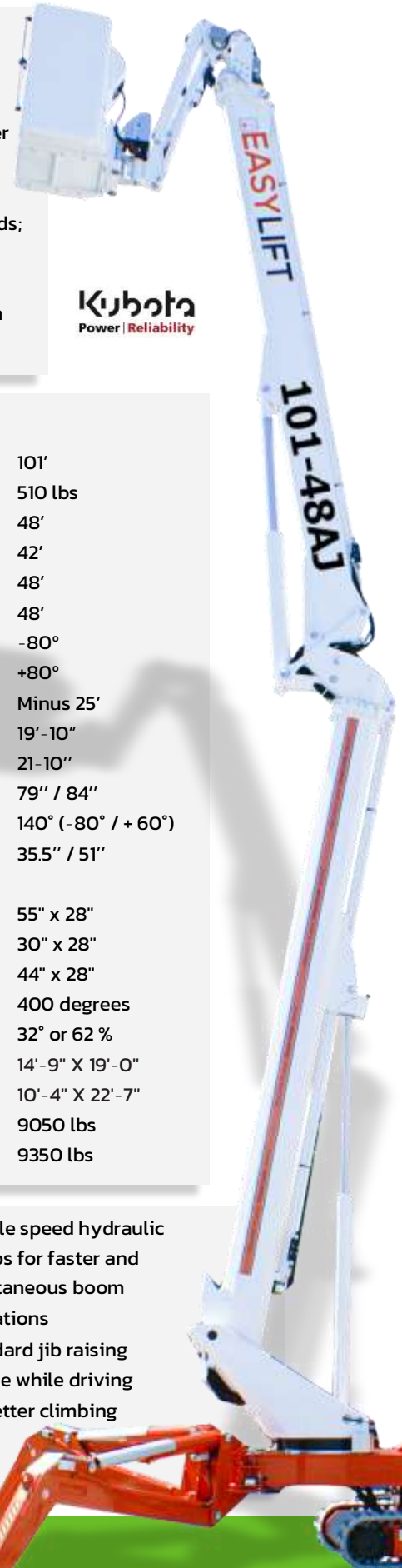


## OPTIONS

- Non-marking soft rubber tracks
- Special painting
- Working lamp on basket
- Two-Men aluminium basket
- Two-Men *Easy Entry™* fiberglass basket
- Outriggers "sinking" alarm
- Teflon pads kit (4) for stabilizers;
- Strobe light (beacon)
- Casters on basket
- Winter start package

## RELIABILITY

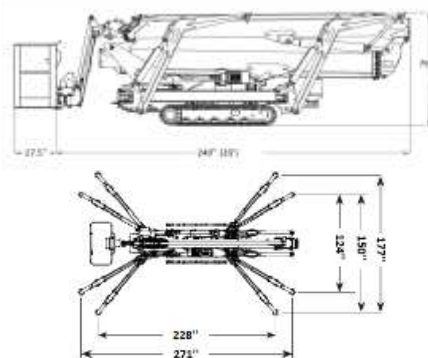
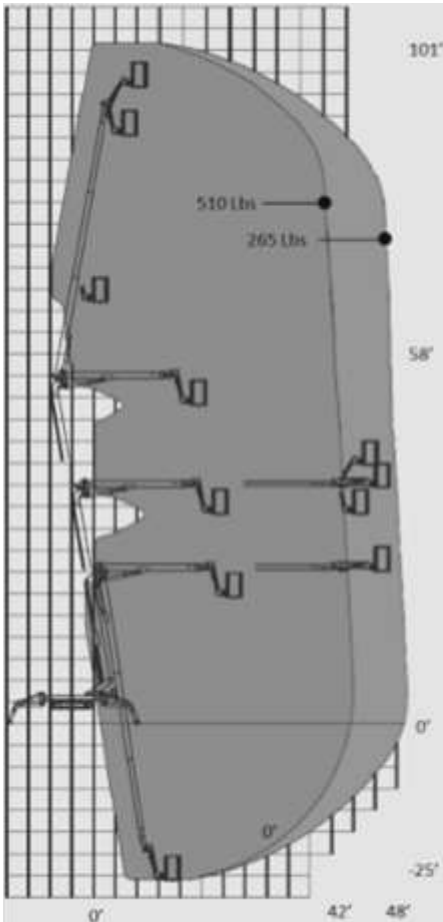
- High tensile steel boom Domex SSAB
- High quality components like Marzocchi, Kubota, Sauer Danfoss, Telemecanique, Finder
- Patented internal telescopic power-track for easier replacement of components
- External adjustable telescopic boom wear pads; no shimming required
- High quality powder coat paint
- Easy to use emergency boom descent system
- Emergency recovery system for drive



**Kubota**  
Power | Reliability

## DIMENSIONS AND SPECS

- Working height 101'
- Basket capacity 510 lbs
- Horizontal reach
  - with 265lbs 48'
  - with 510lbs 42'
  - With outriggers in standard setting 48'
  - Front / Rear in narrow setting 48'
- Jib articulation
  - Down -80°
  - Up +80°
- Below ground reach Minus 25'
- Length
  - without basket 19'-10"
  - with basket 21'-10"
- Height when driving 79" / 84"
- 5 feet length articulated jib motion 140° (-80° / +60°)
- Min / Max width 35.5" / 51"
- Basket dimensions (L x W x H)
  - Aluminum 55" x 28"
  - One man fiber 30" x 28"
  - Two men fiber 44" x 28"
- Turret rotation 400 degrees
- Max slope travel ability 32° or 62 %
- Outriggers footprint
  - Standard 14'-9" X 19'-0"
  - Narrow 10'-4" X 22'-7"
- Total weight
  - Diesel 9050 lbs
  - Diesel + Lithium 9350 lbs



## PRODUCTIVITY

- Work side way even in narrow mode
  - Top mount lifting points for crane
  - 140° amplitude articulated jib
  - High departure angle for climbing
  - High ground clearance
- NO custom made trailer required**

- Double speed hydraulic pumps for faster and simultaneous boom operations
- Standard jib raising enable while driving for better climbing

**Simple Inside™**



**CAPABILITY**

- 101' working height
- 48' horizontal reach with 265 lbs
- 510 lbs lift capacity
- Below ground level reach
- Outriggers set-up in 9 feet alley
- 35 inches overall width retracted
- **NO custom made trailer required**
- Std 12Volts electrical system
- **Work sideway in narrow stance**
- Super low ground pressure
- Live hydraulic ground controls

# 101-48AJ

**ARBORIST PACKAGE STANDARD FEATURES**

- |                                     |  |
|-------------------------------------|--|
| • Kubota diesel + electric AC motor | • Movement alarm                               |
| • Full hostile package protection   | • One-man <i>Easy Entry™</i> fiberglass basket |
| • Wireless radio remote control     | • AC power to basket                           |
| • Outriggers control from remote    | • Air-Water line to basket                     |
| • Long travel outriggers            | • Proportional controls                        |
| • Self leveling outriggers          | • Hour meter                                   |
| • Hydraulic basket rotator          |  |

**POWERTRAIN OPTIONS**

- Kubota diesel + AC motor (standard)
- Kubota diesel + Lithium Ion

**SAFETY**

- Basket anti over-load system
- Active envelope stability management system with redundant sensors
- Easy to read operational pilot lamps
- Wind safe up to 28Mph (45Kph)
- Solid state simple electrical components
- Proportional joystick controls for intuitive and precise boom movements
- Smooth and automatic basket leveling
- Harness anchor points



# THE *Simple Inside* EXPERIENCE

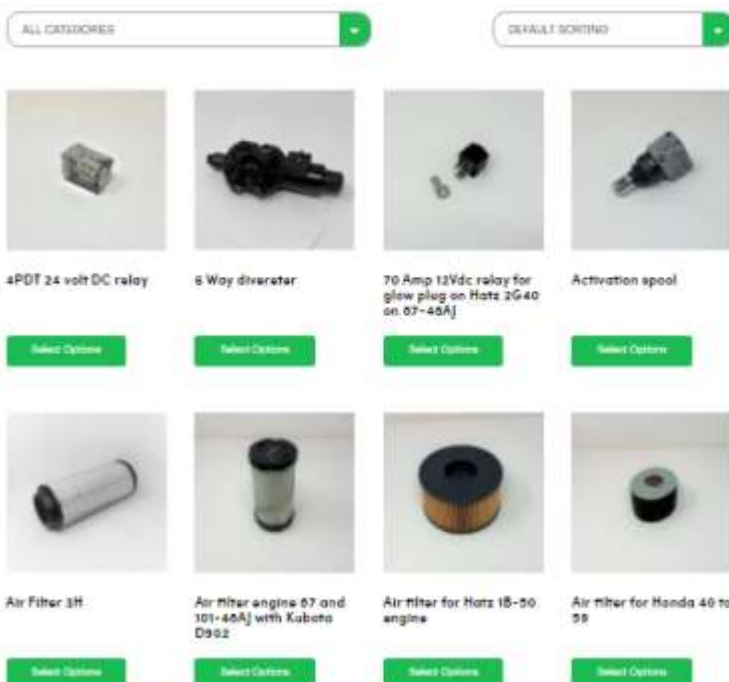
## HOW YOUR NEW UNIT IS BUILT, PREPARED AND DELIVERED

Simple Inside™ is a lot more than a few words, a slogan or a Trademark. It is embedded in our corporate DNA and our fundamental way of conducting business. Simplicity doesn't stop at the choice of components or engineering of units. It is all the way down to the operation, official documents, procedures and human interactions. When everything is put together, it's a breeze.

- ✓ Online secure ordering
- ✓ Largest inventory in America
- ✓ Dedicated specialists
- ✓ Rush overnight shipping
- ✓ Fair pricing
- ✓ Ordering history and data

## UPPARTS

Our parts list is simple to read, shows clear pictures of components, parts numbers and quantity required to complete your work. Our parts representatives will assist you to find the right parts and will send it by overnight courier anywhere on the continent when required. We have the largest parts inventory for tracked lifts in North America, and our just-in-time management system insures to handle all orders in a timely manner with the best filling rate in the market.



***Simple Inside™***



# UPSERVICE

Easy Lift units are extremely simple and straightforward.

We can already tell that roughly 3 issues out of 4 will be solved by a single phone call.

We will get the obvious out of the way and teach you how to do so yourself. Moving forward, we will need your eyes and fingers to gather the information we need to scratch our heads and come up with a solution. You will be in the driver's seat, not a passenger. We need you as much as you need us. You need answers, so do we. Once determined the course of action, should things really step outside of your comfort zone, we will find an external resource to perform specific tasks. Until further notice, UP and yourself are the best persons to maintain your unit.



## MY UP

### FOR SIMPLE INSIDE COMMUNITY MEMBERS

My UP section is your own exclusive personal database and reference bank to find (almost) all the information you may need to perform any actions / diagnostic / repairs that will be required during your Easy Lift's lifetime.

You can count on us to complete this knowledge base upon request at any moment

Here a summary of the information you will find there:

- Familiarization training for operation video
- Electronic Operation manual + emergency procedure
- Electric & hydraulic schematics
- Library of written procedure
- "How to" video library
- Online parts ordering history
- Links to perform more actions

# THE DEMO TOURS

### FROM EAST TO WEST AND NORTH TO SOUTH

At UPequip, we try to attend as many tradeshows as possible on a yearly basis. Each one gives us the occasion to travel and show units along the way so potential buyers can kick tires and fly the units. Visit our website to be up to date with the next demo tour: [www.upequip.ca/events](http://www.upequip.ca/events)



## facebook

*I am your biggest fan! I am so happy with my EasyLift, it is easy to tell potential buyers of the lift's advantages because truthfully, there are many. We use our EasyLift everyday and our two other bucket trucks sit most of the week collecting dust. We have climbed and set up on steep hills, drive through soft and wet ground. I enjoy pushing our lift to its limits.*

**Kevin Hardy** Cutting Edge Tree Services, IA past owner of 70-36AJ and current owner of 2x 87-48AJ



## ArboristSite.com

*I got my Easy Lift June 1st, 2015 and since that time a lot of hours on it and the only troubles we had were caused by operator errors. I'm not a good climber and not interested in trying to become one. The Easy Lift gets me into jobs that I would never have been able to do. The controls are very intuitive, the Hatz diesel runs great and only burns about a tank and a half per day. **All in all it's an awesome machine and it would be very hard to give it up now** that I have gotten used to having it. I'm glad I made the investment and I would do it again without question. Thanks for a great machine.*

**Brent and Rachel Ackley**, Ackley tree Service WI Owner of 61-36A



# FEED FROM THE COMMUNITY



*It's been a while since I've posted anything here, but I felt compelled to share my experience with the folks @ UP Equipment. While I haven't bought a significant number of brand new pieces of machinery, I have had years of experience trying to work with manufacturers to dial out the bugs and difficulties with heavy machinery. Point being, I have something to compare with. When you're truly ready to pull the trigger on a compact lift, I feel you owe it to yourself to give UP Equip a call. Their communication and support has been top notch from the very beginning. With the support of UP Equip, I've handled every single issue within an hour of reaching out to being back in action. Support is behind me 100%, and their motto, "Simple Inside", holds true to the last letter. Thanks for everything, [@UP Equip](#) !!!*

**Eric Whipple**, Whipple Tree Service, RI Owner of EasyLift 87-48AJ and Hoeflon C10 mini crane

## Simple Inside™



# THE *Simple Inside* COMMUNITY



Community annual event



'Dad's safe' campaign



Their model is **Simple Inside** and this is something really tree care professionals are looking for. We don't want any over complicated things....The biggest factor was the communication; Wasn't getting that from other companies...

Bill Haessig, H & H Arborist, WI      Owner of 2 x EasyLift 87-48AJ



Posing in his second 87-48AJ



The Facebook darling of 2020



The family picture



# THE FULL RANGE



## ULTRA COMPACT

40-20AJ	50-23AJ	51-30AJ	59-30AJ
---------	---------	---------	---------

## COMPACT UNITS

61-36A	70-36AJ	77-40AJ	87-48AJ	101-48AJ
--------	---------	---------	---------	----------

## LARGE UNITS

100-47SJ	116-52STJ	139-52STJ	172-66AJ
----------	-----------	-----------	----------

## WHEELED UNITS

85-42SJW	100-47SJW	116-52STJW	139-52STJW
----------	-----------	------------	------------

The MOST  
diverse  
lineup in  
North  
America

EASTLIFT 172-66AJ, THE LARGEST SPIDER LIFT IN AMERICA



## THE CRAZY CANADIAN ADVANTAGE



### Who said it's complicated to buy in Canada ?

Since 1994, the NAFTA agreement, renewed in 2018 under USMCA, opened and liberalized trade between Canada and the United States.

All goods are free to move from both sides of the border. Your unit will be delivered to your door without problems, complications or extra charges.

We are proudly Canadian and we offer you the best Italian lifts on the market. This means that when we leave the office in the evening with a feeling of accomplishment, we fight the polar bears at our door and go eat a good spaghetti with of course, maple syrup.

That's what being a Crazy Canuck is all about!



**UP EQUIP**

[www.UPequip.ca](http://www.UPequip.ca)

### Contact us

1-844-Upequip

1-844-873-7847

Local 514-360-7191

### Write us

[info@upequip.ca](mailto:info@upequip.ca)

### Visit us

229 Calixa Lavallee  
Vercheres, QC