

59-30AJ

CAPABILITY

- 59' working height
- 30' horizontal reach
- 440 lbs lift capacity
- Extra low ground pressure
- Fit thru a single door
- Ultra small outriggers footprint
- Fully hydraulic basket control
- Fully hydraulic ground control

STANDARD FEATURES

- Choice of motorisation
- Hydraulic drive with proportional levers
- Hydraulic basket rotator
- Movement alarm
- Black rubber tracks
- Aluminium basket- Detachable
- Basket rotation hydraulic
- AC power to basket
- Air-Water line to basket
- Proportional controls
- Hour meter
- Manual emergency descent system
- Jjb raising enable while driving for better clearance while climbing
- Top mount lifting points for crane

SAFETY

- Active stability management system with redundant system
- Easy to read operational pilot lamps
- Wind safe up to 28Mph (45 Kph)
- Solid state and simple electrical and hydraulic components
- Proportional hydraulic joystick controls for intuitive and precise boom movements
- Smooth and automatic basket leveling + manual override
- Full hydraulic ground levers
- Harness anchor points



OPTIONS

- Self-levelling outriggers
- Full hostile package protection
- Emergency descent 12V electric pump
- Wired remote control
- Radio remote control
- Non-marking soft rubber tracks
- Special painting
- Working lamp on basket
- Outriggers "sinking" alarm
- Teflon pads kit (4) for stabilizers;
- Strobe light (beacon)
- Casters on basket
- Winter start package

POWERTRAIN OPTIONS

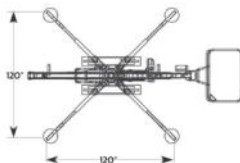
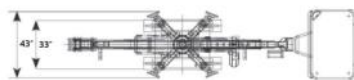
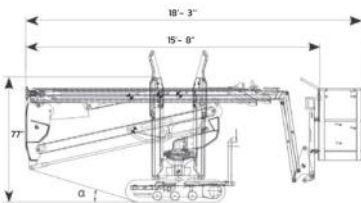
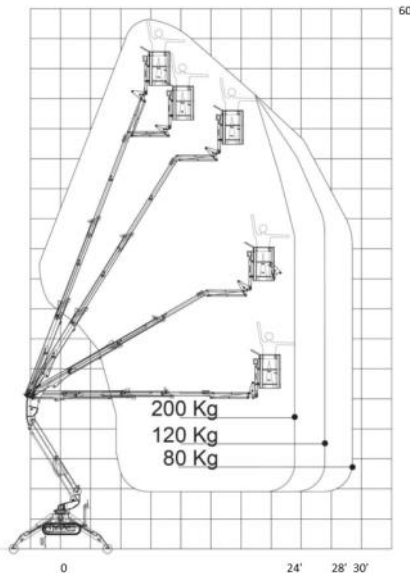
- Honda gas + AC motor (standard)
- Hatz Diesel + electric AC motor
- Lithium Ion

RELIABILITY

- High tensile steel boom Domex SSAB
- Standard high quality components like Sauer Danfoss, Telemecanique, Finder
- External power track for easier inspection and repairs
- External adjustable telescopic boom wear pads; no shimming required
- Greasable fittings in all pivot points
- High quality powder coat paint

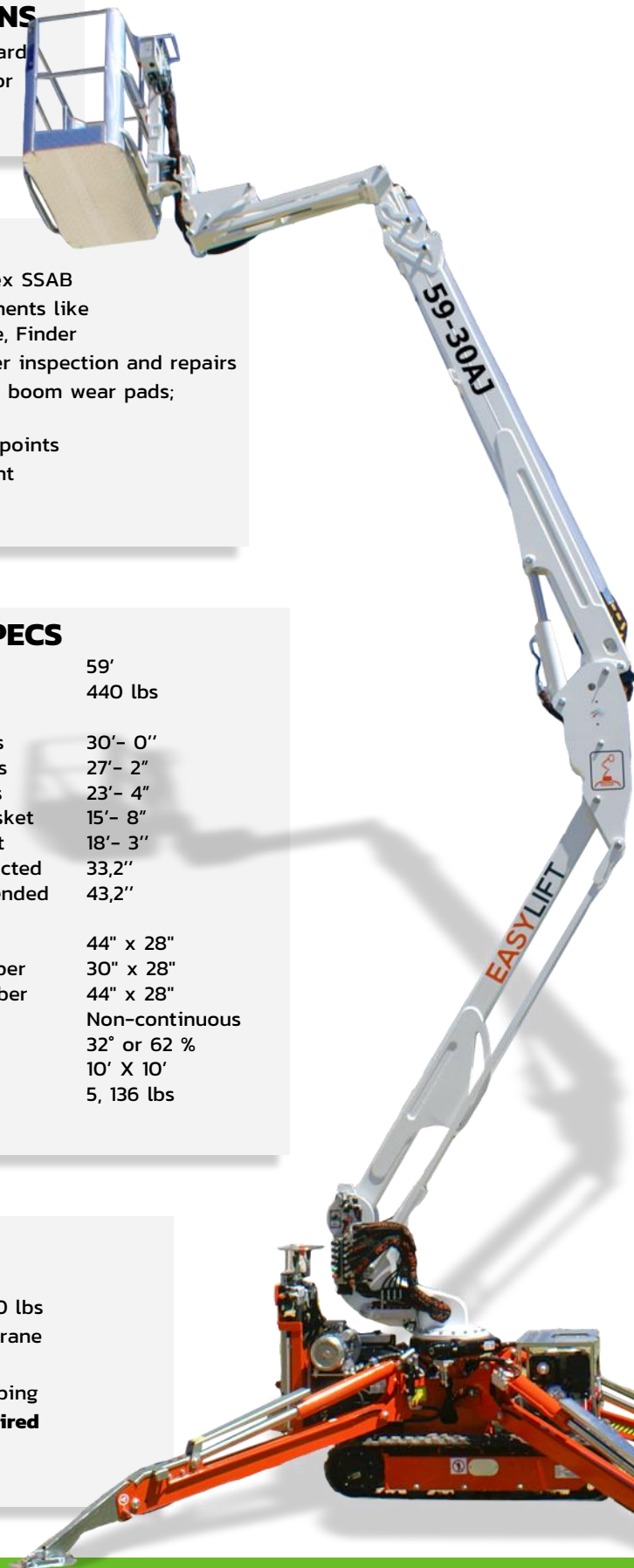
DIMENSIONS AND SPECS

Working height	59'
Basket capacity	440 lbs
Maximum horizontal side reach	
With 175 lbs	30'- 0"
with 265 lbs	27'- 2"
with 440lbs	23'- 4"
Minimum length	
without basket	15'- 8"
With basket	18'- 3"
Minimum width	
tracks retracted	33,2"
Tracks extended	43,2"
Basket dimensions (L x W x H)	
Aluminum	44" x 28"
One man fiber	30" x 28"
Two men fiber	44" x 28"
Turret rotation	Non-continuous
Max slope travel ability	32° or 62 %
Outriggers footprint	10' X 10'
Total weight	5, 136 lbs



PRODUCTIVITY

- Triple upper telescopic boom
- Easy to haul at less than 4850 lbs
- Top mount lifting points for crane
- Tie down anchor points
- High departure angle for climbing
- **NO custom made trailer required**
- High ground clearance



Simple Inside™